

BRITISH  
FIRES



// THE NEW FOREST 48" ELECTRIC FIRE





// WELCOME TO BRITISH FIRES

Uncompromising Quality. The design and development has this one mindset which drives us to deliver exceptional products.

Our aim is simple – to help you create a beautiful and vibrant environment for you to enjoy.





## // HOW IT ALL STARTED



Pioneering technology is led by our imagination to develop market leading products where no stone is left unturned.

The idea for British Fires was established from our base in Christchurch, Dorset, UK with a plan to create and bring a fire to life, the journey after evolved into a brand that gifted us with luxury designs whilst combining that unique British touch of class.



# // DETAIL IS EVERYTHING

Elegant flames dominate the New Forest electric fire and invite a feeling of warmth. An even glow reflects the interior glass creating a visual dream. The drama of the flame dances with the logs and filters through the glowing under bed.



The natural forest terrain of wood chippings and husk combine their character under the logs to deliver realism in it's full potential.



The signature logs are crafted from high-quality materials that perfectly form together and capture every detail you would expect to see in a log found whilst walking in the New Forest.

A hand painted finish brings the log to life and subtly delivers a real presence.

The technically advanced rear glass perfectly mimics every detail of the fuel bed to further enhance a stunning visual appearance that creates an infinity effect and makes you question the true depth of the New Forest fire.



// Forest View

The signature logs that are crafted from the rural New Forest in Hampshire sit comfortably on an underlay of wood chippings and husk which delivers a real earthy feel.




// Slate Effect

A touch of the added slate effect to the logs brings a neat and tidy fuel bed to life.



// Diamond Light



A dynamic way to show how light can enhance the visual aspect of a flame effect. This is something magical.

The fuel bed colour changes takes you through a journey of tranquillity.

\*All fuel bed contents supplied





Room air is drawn in down the side

Unique and discreet heater outlet

The fan controls the heat and distributes it widely into the room

Minimal glass recess

Two-way mirrored rear glass

# // THE PERFECT SOLUTION

Air Curtain Technology® is designed and engineered into the heater outlet which controls a wide distribution of the heat.

The 1.5 kW heater is positioned carefully in the centre of the fire. The motion of the fan draws in the air from the room which cycles through the channels hidden in the fire. A controlled heat then escapes the outlet of the fire.

AIR CURTAIN TECHNOLOGY®



SCAN HERE TO VIEW THE FIRE WORKING



# // INSTALLATION TO SUIT YOU

There isn't a wrong way to install the New Forest electric fire... just your way... The possibilities are endless.

The ease of installation is obvious from the moment you start to see how diverse the options are. The Air Curtain Technology® heater system allows the New Forest fire to be fully enclosed within the structure and offers you the freedom to explore all avenues.

The perfectly mastered symmetrical design of the New Forest fire delivers the most impressive installation which will guarantee to be the main focal point in any room.



Variations to have the sides open or simply just front facing



# // BE IN CONTROL

Let the remote do the work. Every New Forest electric fire is equipped with a remote control that bridges the connection between you and your fire. Each button displays an icon that clearly identifies the function to engage with the fire and explore the features.

## Open window detection

If there is a sudden drop in temperature of 9°F or more within a ten minute period, the heater will automatically turn off to preserve energy. Look out for the OP sign on the digital display to show this has been activated. The heater will start up again once the temperature in the room rises or you choose to manually turn it back on.

## Down lighting

Select to have the carefully placed spot lights on and see every detail of the fire. Turn them off and you will see how relaxing the fuel bed can really be.

## Flame control

Choose from the four settings to adjust the brightness of the flame to suit your mood. Watch the flames change brightness and height on the back screen.

## Fuel bed colour change

Cycle through all of the three colours that each provide a unique style. Can't decide... the cycle setting will flow through all the colours for you.

## Thermostatic heating

The Air Curtain Technology® heater system is thermostatically controlled using the remote handset and displays the setting on the LCD screen. Choose a temperature between 63° and 81°F and the fire will do the work to heat the room up effectively to reach the desired temperature.

## AIR CURTAIN TECHNOLOGY®

## Daily and weekly timer

Set the fire to provide you with heat on any day throughout the week. The seven-day programmable calendar will remember your settings and will activate the thermostatic heater on each day and every week for when you need the New Forest fire the most.

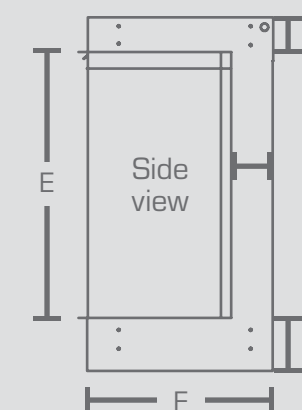
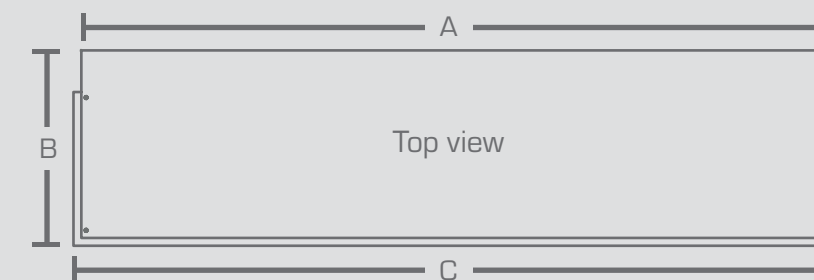
## Timer boost

A range of settings between one and nine hours can be selected to turn the heater on for a desired length of time.



# // The New Forest 48" Electric Fire Specification

Installation: Please contact your local British Fires dealer for information on this.



## // Dimensions:

A .....	46.6 in.
B .....	12.2 in.
C .....	47.2 in.
D .....	22.1 in.
E .....	16.7 in.
F .....	11.8 in.
G .....	2.2 in.
H .....	2.6 in.
I .....	3.3 in.

## // Specifications:

Heat output:	1500W
Supply voltage:	120V
Rating power:	60Hz
Lighting:	LED

## // Features:

- 6' outlet cord included
- All fuel bed items supplied
- Wall mounting option included
- Remote control included
- CSA certified

Patent Application Number US 16/710,568  
Canadian Patent Application Number 3,078,189



### // Variation 1

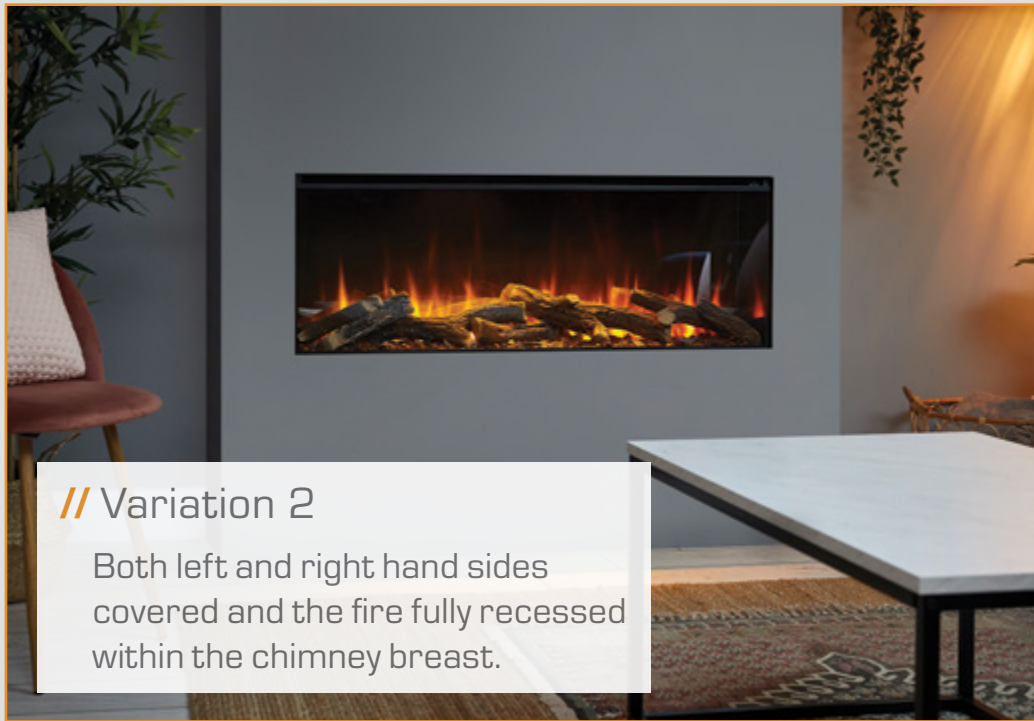
Offering both left and right hand open sides within a constructed chimney breast.

On our example we have shown the fire with a slate topped C section to compliment the fire.



### // Variation 2

Both left and right hand sides covered and the fire fully recessed within the chimney breast.



### // Variation 3

There is the option to have only one side covered up and installed into a corner section of a room where this style would suit.



## // Contact British Fires

Contact



[www.britishfires.com](http://www.britishfires.com)

Our address



British Fires Ltd.  
Unit 10 Avon Trading Park  
Christchurch, Dorset  
BH23 2BT  
United Kingdom



[info@britishfires.com](mailto:info@britishfires.com)

## // Contact Miles Industries



Contact



[www.britishfires.ca](http://www.britishfires.ca)

Our address



Miles Industries  
#190, 2255 Dollarton Hwy  
North Vancouver  
British Columbia  
V7H 3B1



1.604.984.3496

## // Warranty

2-year limited parts warranty – At British Fires we pride ourselves on quality and performance, so much so that each British Fires electric product is applicable for a 2-year warranty when purchased from an authorised dealer. Full terms and conditions are available to view at [www.britishfires.com](http://www.britishfires.com).

All appliances must be installed in a correctly ventilated space in accordance with the manufacturer's installation instructions and the rules in force. This brochure is for guidance only and is not intended to replace the installation manual, which provides more details information. All of our products carry CSA approval.

This brochure was correct at publication; however, as our policy is one of continual development and improvement, specifications may be subject to change. Any such changes will not adversely affect the performance or safety of the appliance.





Dealer details here: