

Gas Inserts



*Chaska 25 shown
w/Rectangular Prairie
doors & shroud*

Chaska Series

Chaska Specifications..... 2

Jordan Series

Jordan Insert

Minneapolis Contemporary Insert

Rockford Contemporary Insert

Specifications..... 6

Jackson Series

Jackson Specifications 10

MODELS
CHASKA • JORDAN
JACKSON SERIES

Chaska Series Gas Insert Specifications



Chaska 25 shown w/one piece shroud

Model	Fuel Opt	High	Low	Max. Efficiency
Chaska 25	NG	26,000	13,500	78%
	LP	25,500	13,000	78%
Chaska	NG	27,500	19,000	80.0%
	LP	28,000	20,400	81.0%
Chaska XL	NG	36,500	22,000	80.0%
	LP	36,000	22,000	81.0%

Features:

- Canada P-4 approved
- AFUE rated
- High quality lifetime warranty glass: 14 1/4" x 24" (Chaska 25)
- High quality lifetime warranty glass: 14 1/4" x 29" (Chaska)
- High quality lifetime warranty glass: 18" x 32" (Chaska XL)
- Refractory brick lining
- Quick-latch glass / pressure relief system
- Co-linear air duct - 3" combustion air / 3" exhaust
- Innovative vent connection system
- Engineer-designed burner system
- Fan kit - 75 CFM (Chaska 25)
- Fan kit with variable speed control (2 - 75 CFM)
- Chaska - IPI & Chaska XL - IPI only (electric ignition) - remote modulating valve system w/ flame, fan adjustment & fan kit
- Upper grill/hood and lower grill (black) included
- Minnesota Energy Code compliant to 50 pascals

Safety

- Each unit factory tested!
- Tested by OMNI-Test Laboratories complies with ANSI-Z21.88a-2007 • CSA 2.33a-2007 'Vented Gas Fireplace Heaters'
- Tested by OMNI-Test Laboratories complies with ANSI-Z21.88B-2005 • CSA 2.33-2005 'Vented Gas Fireplace Heaters' (Chaska 25)
- U.S. & Canadian installation approved
- Sealed combustion chamber with standing pilot ignition
- Removable millivolt board with 30-second safety pilot
- Battery back-up (Chaska 25)
- Automatic pressure relief glass system
- Bedroom & mobile home approved

Minimum Dimensions

Chaska 25

Existing Fireplace Opening:

- Height: 17 5/8"
- Front Width: 25-7/8"
- Back Width: 20-5/8"
- Depth: 15 1/4"

Existing Chimney:

- Class 'A' metal: 7" I.D.
- Masonry Chimney: 6" x 8" I.D.
- Minimum chimney height: 10'
- Maximum chimney height: 35'

Chaska

Existing Fireplace Opening:

- Height: 19 1/2"
- Width: 31"
- Depth: 15 1/4"

Existing Chimney:

- Factory built solid fuel chimney: 7" min.
- Masonry chimney: 6" x 8" min.
- Minimum chimney height: 12'
- Maximum chimney height: 30'

Chaska XL

Existing Fireplace Opening:

- Height: 23 1/2"
- Width: 33 1/2"
- Depth: 16 1/2"

Existing Chimney:

- Factory built solid fuel chimney: 7" min.
- Masonry chimney: 6" x 8" min.
- Minimum chimney height: 12'
- Maximum chimney height: 35'

Venting System Approval & Requirements

This fireplace is approved for use with the following co-linear flexible vent systems:

- Simpson Dura-Vent™ DV-GS - 3" x 3"
- Selkirk Metalbestos™ Direct Chimney System - 3" x 3"
- American Metal Products™ Ameri-Vent System - 3" x 3"
- Kozy Heat™ #816 co-linear vent flexible termination kit

Vertical Terminations Only (Chaska 25)

Minimum: 10' Maximum: 35'

NOTE: Refer to the 'Chaska 25' installation manual for complete installation & venting requirements.

Refer to the installation manual for complete installation & venting requirements.

Specifications

	Chaska 25	Chaska	Chaska XL
Height	17-1/2"	19 1/4"	23"
Height at Back	12-1/4"	14-1/2"	17-1/4"
Front Width	25-3/8"	30 7/8"	33 3/8"
Back Width	20-5/8"	23 1/8"	24 3/8"
Depth	15"	14 1/2"	16"
Weight	140 lbs	140 lbs	158 lbs

Clearances

	Chaska 25	Chaska	Chaska XL
From insert to sidewall	3"	10"	12"
Mantel from top of insert**	9" Deep 9"	10" Deep 13"	9" Deep 16"
From insert bottom to combustible floor in front	*	3-1/2"	6"
Insert top to 3/4" trim	-	8"	12"
From insert bottom underneath to combustible floor	-	-	0"

*Refer to Hearth Protection chart in the installation manual

Refer to the Mantel Requirements chart in the installation manual



Chaska w/Rectangular Prairie pattern full door shroud




Chaska XL w/clean face overlay

The Chaska Series...

Tired of coming home to the inconvenience of a wood burning fireplace? Let a Kozy Heat *Chaska* gas insert solve your problems. The *Chaska* gas insert is completely airtight and is the perfect solution to your inefficient wood fireplace. The *Chaska* gas insert offers a large viewing area, realistic logs and flame, and is available in three sizes to fit almost any size of existing opening. With a variety of design and door options, the *Chaska* gas insert will make your fireplace the focal point of your home.

Chaska Series Options & Accessories

Finishes



Optional Features	CSK 25	CSK	CSK XL
Full door shroud designs	X	X	X
Clean face shroud overlay - three or four piece shroud required for install		X	X
Refractory overlay - black enamel panels	X		
Three (3 pc.) standard size shrouds and custom shrouds	X	X	X
Chaska surrounds available: 25" x 38"; 27 1/2" x 42"; and 30" x 44"		X	
Chaska XL surrounds available: 27" x 40"; 30" x 44"; and 33" x 46"			X
Non-IPI units only: remote control or thermostatic remote control		X	X
Non-IPI units only: wall thermostat / wireless wall mount thermostat		X	X

Features/Options & Specifications are subject to change

Refractory



Traditional brick

Controls



On/Off Remote



Touch Screen Thermostat Remote or Wireless Wallmount Thermostat



IPI full function remote

Three Piece Shrouds/Door Shrouds



Standard three piece shroud



Colonial shroud



Clean face overlay
Three or four piece shroud required for installation



Arched Drake pattern full door shroud



Arched Prairie pattern full door shroud



Rectangular Prairie pattern full door shroud



Mission design doors

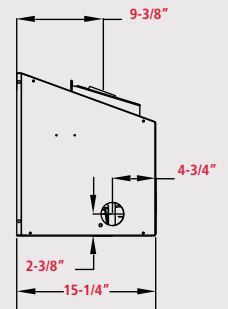
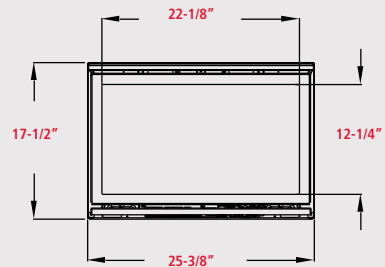


Mission design doors antique copper

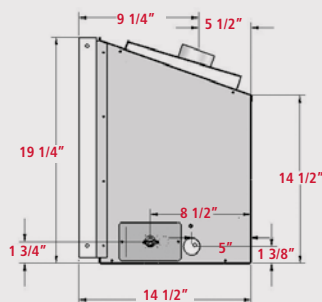
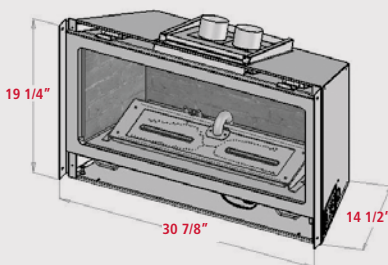


Mission design doors brushed nickel

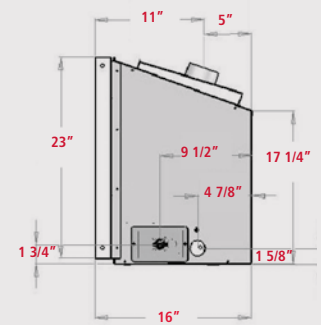
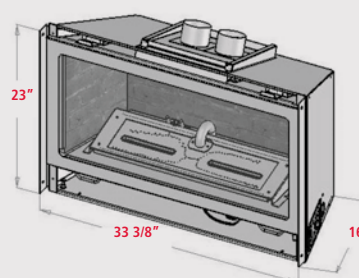
Chaska 25



Chaska



Chaska XL



Jordan Series Gas Inserts...

*Jordan XL w/brushed stainless convex
front & decorative front screen*



**...transform your existing
fireplace into a beautiful
and efficient heat source.**

Jordan & Jordan XL Series Gas Specifications



Jordan w/beveled front & decorative front screen

Model	Fuel Opt	High	Low	Max. Efficiency	Model	Fuel Opt	High	Low	Max. Efficiency
Jordan	NG	32,000	16,000	81.0%	Jordan XL	NG	37,000	18,000	80.0%
	LP	32,000	14,000	82.0%		LP	37,000	20,000	81.0%
Minneapolis	NG	26,000	12,500	81.0%	Minneapolis XL	NG	25,000	13,000	80.0%
	LP	26,000	14,500	82.0%		LP	25,000	13,000	82.0%
Rockford	NG	26,000	12,500	81.0%	Rockford XL	NG	32,000	16,000	80.0%
	LP	26,000	14,500	82.0%		LP	32,000	16,000	82.0%

The Jordan Series Includes: Jordan, Minneapolis & Rockford
The Jordan XL Series Includes: Jordan XL, Minneapolis XL & Rockford XL

Features:

- Canada P-4 approved
- AFUE rated
- Electronic ignition pilot system - standing pilot option as well
- **LOG SET** (Jordan & Jordan XL)
- **GLASS MEDIA** (Minneapolis & Minneapolis XL)
- **ROCK SET** (Rockford & Rockford XL)
- Co-linear air duct - accepts 3" combustion air / 3" exhaust
- High quality lifetime warranty glass (29 5/8" X 21 1/2") Quick-latch removal
- Remote control - thermostatic (flame, fan & light kit adjustment)
- Top accent lighting system - XL models only
- Fan kit - (1) 75 CFM blower
- **Refractory brick lining** (Jordan & Jordan XL)
- **Black enamel panels** (Minneapolis, Minneapolis XL, Rockford & Rockford XL)
- Engineer-designed burner system
- Minnesota energy code compliant to 50 pascals

Required for Installation

- 1 piece shroud (standard or custom size)
- Rectangular, beveled & convex design fronts
- MPS & MPS XL glass media

Safety

- Each unit factory tested!
- Tested by OMNI - test laboratories
- Complies with ANSI-Z21.88a -2009•CSA 2.33-2009 P.4.1-09 'Vented Gas Fireplace Heaters'
- U.S. & Canadian installation approved
- Sealed combustion chamber
- Removable control board with safety pilot
- Automatic pressure relief glass system
- Bedroom & mobile home approved

Clearances

Jordan Series

- From insert to combustible floor in front Refer to manual
- From insert to side wall..... 3"
- Mantel 9" deep from top of insert* 12"

*Mantel must be a minimum of 12" from top of fireplace face. The maximum depth at this height is 9". See additional mantel clearance configurations in the installation manual.

Jordan Series XL

- From insert to combustible floor in front Refer to manual
- From insert to side wall..... 3"
- Mantel 9" deep from top of insert* 16"

*Mantel must be a minimum of 16" from top of fireplace face. The maximum depth at this height is 9". See additional mantel clearance configurations in the installation manual.

	Specifications	
	Jordan Series	Jordan XL Series
Height	19 3/4"	23 5/8"
Width	30"	34"
Back Width	24 5/16"	28 3/16"
Depth	15 1/2"	16 3/8"
Weight	150 lbs	165 lbs

Existing Fireplace Requirements

	Existing Fireplace Requirements	
	Jordan Series	Jordan XL Series
	<i>Existing fireplace opening must be at least</i>	<i>Existing fireplace opening must be at least</i>
Height	19 3/4"	23 5/8"
Front Width	30 5/16"	34"
Width at min. depth	24 5/16"	28 3/16"
Depth	16"	16 3/8"

Existing chimney must be at least:

- | | |
|---|------------|
| Inside Diameter: | Height: |
| • Factory built solid fuel chimney: 7" min. | • 10' min. |
| • Masonry chimney: 6" x 8" min. | • 35' max. |

Vent System Approval & Requirements

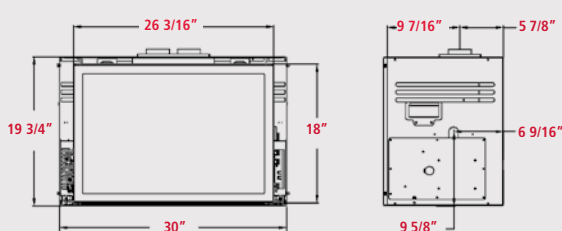
These models are approved for use with the following Vent Systems only:

- Kozy Heat™ - #816 venting components
- Simpson Dura-Vent™ - 46DVA-VCH
- Selkirk Metalbestos™ - 4DT-VC
- Ameri-Vent™ - 4DVC
- Metal Fab™ - 4DVT
- ICC™ - TM-IVT TM-SVT
- Security™ - 3PDVCV
- RLH™ - HS-C33U99 HS-C33F1313 HS-CD3333-1313

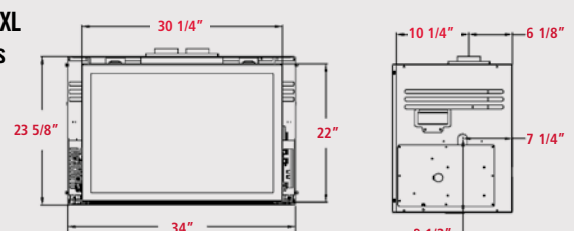
Vertical Termination ONLY

Minimum vent run: 10' Maximum vent run: 35'

Jordan Series



Jordan XL Series



Minneapolis XL w/titanium rectangular front & decorative front screen



Minneapolis w/brushed stainless convex front & decorative front screen



Rockford XL w/convex front & decorative front screen



The Jordan Series...

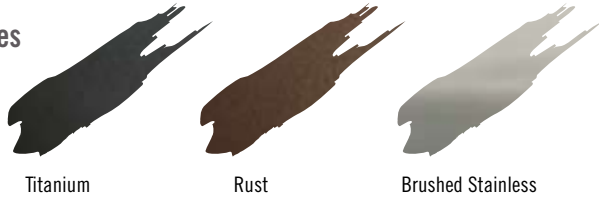
Old fireplaces are inefficient, often have draft issues, and can pose a potential safety threat to your home – not to mention an eye sore. The *Jordan* series gas inserts combine efficiency, safety, and IPI technology that is environmentally friendly. The *Jordan*, *Minneapolis*, and *Rockford* inserts offer a louverless firebox, enormous viewing area, and realistic flame. With three models to choose from you can give your existing wood burning fireplace a modern look, or a traditional style.

Jordan Series Options & Accessories

Optional Features	JRD	JRDXL	MPS	MPSXL	RFD	RFDXL
Decorative doors - Prairie and Arched Prairie	X	X	X	X	X	X
Decorative front screen	X	X	X	X	X	X
Shroud trim	X	X	X	X	X	X
Refractory overlay - black enamel panels	X	X				
Glass media - cobalt blue, H2O, white frost & black			X	X		
Floor protector - <i>required if removing existing floor (see manual)</i>	X	X	X	X	X	X

Features/Options & Specifications are subject to change

Finishes



Titanium

Rust

Brushed Stainless

Controls



IPI full function remote

Three Piece Shrouds/Door Shrouds



Rectangular front w/Prairie doors



Rectangular front w/Arched Prairie doors



Beveled front



Convex front (titanium)



Rectangular front (rust)



Convex front (brushed stainless)



Rectangular front (titanium)



Convex front

The above images are shown w/an **OPTIONAL** decorative front screen

Refractory



Brick refractory
(standard in Jordan & Jordan XL)



Black enamel panels

Glass Media



Cobalt Blue



H2O



Black



Copper



White Frost

(Glass Media Minneapolis & Minneapolis XL only)

Jackson Series Gas Inserts...



*Jackson w/Prairie screen
doors & black grills*

**...save money and add
value to your home with an
efficient Kozy Heat gas insert.**

Jackson Series Gas Insert Specifications



Jackson XL shown w/standard three piece shroud

Model	Fuel Opt.	High	Low	Max. Efficiency
Jackson	NG	36,500	27,500	80.0%
	LP	30,000	23,500	81.0%
Jackson XL	NG	36,000	21,400	80.0%
	LP	34,000	23,400	81.0%

Jackson Series Gas Inserts are not available for Canadian sales.

Features:

- AFUE rated
- High quality lifetime warranty glass
 - Jackson 12" x 27"
 - Jackson XL 17" x 30"
- Jackson - IPI & Jackson XL - IPI only (electric ignition) - remote modulating valve system w/ flame, fan adjustment & fan kit
- Quick-latch glass with standard arched valance
- Seasonal heat-dump baffle
- Co-linear air duct - 4" combustion air / 3" exhaust
- Automatic fan (2 - 75 CFM) with variable speed control
- Refractory firebrick panels (back & sides)
- High-low regulator
- Patented burner & log design
- Minnesota energy code compliant to 50 pascals

Specifications	Jackson	Jackson XL
Height	19"	23 1/2"
Width	31 1/2"	33 1/2"
Depth	16 1/2"	16 1/2"
Width at min. depth at location	21"	23 1/2"
Weight	125 lbs.	135 lbs.

Safety

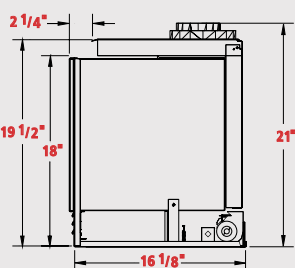
- **Each unit factory tested!**
- Tested and complies with ANSI Z21.88b-2008 • CSA 2.33b-2008 'Vented Gas Fireplace Heater'
- Sealed combustion chamber
- Removable millivolt board with 30-second delay
- Safety pilot with piezo standing pilot ignition
- Requires no electricity to operate - excluding fan
- Automatic pressure relief glass system

Termination Options

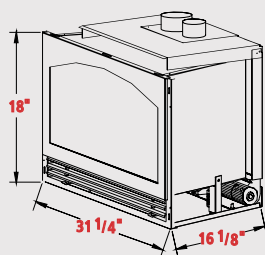
- Co-axial vent system - 40' of 4" x 6" flex pipe with termination cap (Jackson only)
- Extension kit (optional)
- Minimum chimney height - 12'
- Maximum chimney height - 40'
- Co-linear vent system - 25' of 4" and 3" flex pipe with termination cap
- Extension kit (optional)
- Minimum chimney height - 12' - Jackson
11' - Jackson XL
- Maximum chimney height - 30' - Jackson
40' - Jackson XL

IMPORTANT: Refer to the installation manual for the model you are installing for complete installation and venting requirements.

Jackson

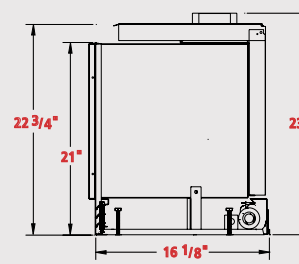


Co-Axial Air Duct

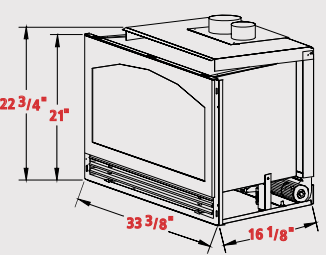


Co-Linear Air Duct

Jackson XL



Co-Linear Air Duct



Co-Linear Air Duct

*Jackson XL w/Titanium
clean face shroud overlay*



The Jackson & Jackson XL Series...

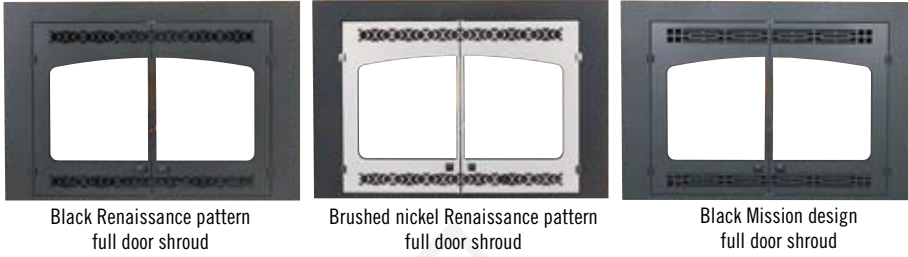
Transform that cold, drafty fireplace with a clean efficient *Jackson* gas insert from Kozy Heat. Direct vent gas fireplace inserts are self-contained units designed to be installed within an existing fireplace opening. The *Jackson* can provide more heat than natural gas log sets as a result of controlled combustion and ventilation. With just the flick of a switch you have a warm, safe, fire without the smoke and ashes of wood. So discover the warmth, beauty and convenience of a Kozy Heat gas fireplace insert.

Jackson Series Options & Accessories

Finishes



Full Door Shrouds



Optional Features	JSK	JSK XL
Co-axial vent system - includes co-axial air duct	X	
Grills - several styles/finishes available	X	X
Arched valance brass or chrome glass trim	X	X
Rectangular valance (replaces arched valance)	X	X
Valance screen	X	X
Non-IPI units only: on/off remote control or thermostatic remote control	X	X
Non-IPI units only: wall-mount thermostat / wireless wall mount thermostat	X	X
Decorative (beveled) paneled glass		X
Decorative screen doors	X	X
3 pc. or 4 pc. shrouds (Masonry or ZC style) with on/off switch mounting hole	X	X
Clean face shroud overlay - three or four piece shroud required for install	X	X
Black or chrome shroud trim	X	X
Custom shrouds (Masonry or ZC style)	X	X
Available finishes black, rust, titanium, brushed stainless, onyx, antique copper and brushed nickel	X	X

Three Piece Shrouds/Doors



Three or four piece shroud required for installation

The above doors are available in all finishes, only black contains screen

Trims



Grill Sets



The grills shown above are examples of the different finishes available - the number of louvers per grill varies by model

Refractory



Controls



To reorder Gas Insert literature, please use part #LIT-INS

Kozy Heat Product Line



In order to continually provide the highest quality product available, features/options, specifications & dimensions are subject to change. Refer to the unit installation manual for complete installation instructions. Installation must conform with local building codes. **In some regions it may be possible that this appliance qualifies for an energy rebate. See your local dealer for details regarding promotions and qualifications.**

Manufactured by Hussong Mfg. Co. Inc.
204 Industrial Park Drive, Lakefield, MN 56150
Phone 1-800-253-4904 www.kozyheat.com

10-13



For complete information on the Kozy Heat product line, please contact us at: