

QUALITY FIREPLACES FOR LIFE.

KOZY HEAT FIREPLACES | JORDAN 34S & JORDAN 30S

KOZY HEAT
FIREPLACES



Jordan 34S shown with an Arched Mission screen front in Weathered Charcoal and Masonry refractory

JORDAN 34S & JORDAN 30S

GAS INSERT

AFTER

Jordan 34S shown with custom Arched Shroud,
Prairie screen front in Antique Copper and Masonry refractory



BEFORE





Jordan 34S shown with a Rectangle screen front in Brushed Stainless and optional Enamel refractory

Jordan 34S shown with an Arched screen front and Masonry refractory

THE JORDAN 34S

Old fireplaces are inefficient, often have draft issues, and can pose a potential safety threat to your home — not to mention an eye sore. The **Jordan** gas insert combines efficiency, safety, and IPI technology that is environmentally friendly. The **Jordan** insert offers a louverless firebox, enormous viewing area, and realistic flame.





Jordan 30S shown with an Arched Prairie Full Door screen front and Masonry refractory



Jordan 30S Shown with a Rectangle screen front and optional Enamel refractory



Jordan 30S shown with a Beveled screen front and Masonry refractory



FIREPLACE OPTIONS

Fronts Sizes shown below: Jordan 34S / Jordan 30S



Rectangle screen front with Masonry refractory



Rectangle Brushed Stainless screen front with optional Enamel refractory



Rectangle Brushed Nickel screen front with Masonry refractory



Arched Antique Copper screen front with optional Enamel refractory



Arched screen front with Masonry refractory



Prairie screen front with optional Enamel refractory



Arched Prairie screen front with Masonry refractory



Arched Prairie Full Door screen front with optional Enamel refractory



Convex screen front with optional Enamel refractory



Bevel screen front with Masonry refractory



Arched Mission screen front in Weathered Charcoal with Masonry refractory

CONTROL & SPECIFICATIONS

Refractory



Masonry



Black enamel (optional)

Finish Options



Black



Brushed Stainless



Antique Copper



Brushed Nickel

Decorative Finishes



Titanium
Prairie fronts only



Rust
Prairie fronts only



Vintage Bronze
Mission fronts only









Weathered Charcoal
Mission fronts only



KOMFORT KONTROL

The Komfort Kontrol remote gives you the ability to bring comfort and green technology all together into your home. With the Komfort Kontrol remote, all you have to do is decide a comfortable set point temperature on your remote and when the room temperature gets closer to the point you desire, the Komfort Kontrol remote will turn the flames down accordingly! And with our zone heating, you can save energy and enjoy time in the room you use the most by just turning down the central heat, setting your Komfort Kontrol remote, and enjoy your time around the fireplace with friends, family, or just a good book! That way you'll get to have heat where and when you need it while saving energy and money with just a click of the Komfort Kontrol remote!

Remote control features:

-  Thermostat function
-  Flame height modulation
-  Fan speed modulation
-  Light kit modulation
-  IPI to continuous pilot
-  Split Flow Option

Burn Video



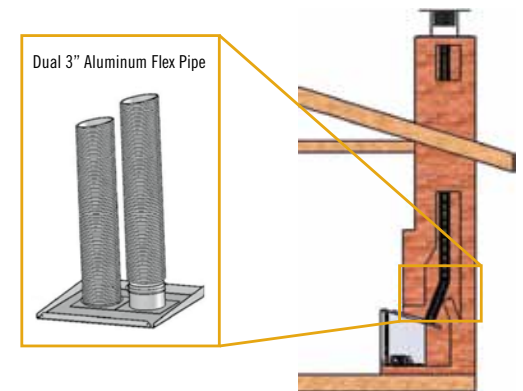
Jordan 34S



Jordan 30S

Venting

A gas insert will help in eliminating the heat loss and cold down drafts that you have likely experienced from your existing fireplace and chimney. As the first company to introduce direct-vent technology to gas inserts, Kozy Heat inserts and fireplaces use 100% outside air for combustion. Our inserts and dual 3" aluminum flex venting structure create a sealed system and eliminates the potential of bringing smoke or fumes into the home. When compared to gas logs or "ventless" inserts, this is the safest and most efficient choice that you can make for your family.



SPECIFICATIONS

Model	Jordan 34S	Jordan 30S
Height	23-3/8"	19-7/16"
Width	34"	30-3/16"
Back Width	28-3/16"	24-3/8"
Depth	16-3/8"	15-5/8"
Weight	165 lbs.	150 lbs.
Viewing Area	19-5/8" x 27-3/4"	15-1/2" x 25-5/8"
NG High / Low	39,000 / 17,000	30,500 / 12,000
LP High / Low	39,000 / 17,000	30,500 / 11,000
Efficiencies NG / LP	73.9% / 75.5%	74.16% / 76.66%
ENERGUIDE P4	73% / 74.1%	69.87% / 70.44%
Valve System	IPI	IPI
Split Flow Burner	Standard	Standard
Standard Refractory	Masonry	Masonry
Optional Refractory	Black Enamel	Black Enamel
Accent Light Kit	Standard	Standard
Fan Kit	Standard	Standard
Screen Front	Required	Required

Features, Options & Specifications are subject to change.

The Jordan 34S and Jordan 30S models come standard with an electronic ignition pilot & remote modulating valve system which will control flame, fan and light. (Remote control, fan & light kit included). Equipped with our split flow burner, which allows you to turn off only the front burner. That way you can turn down the heat, but still maintain a fire and embers.

Clearances

Model	Jordan 34S	Jordan 30S
From insert to combustible	Refer to manual	Refer to manual
From insert to side wall	3"	3"
Mantel 9" deep from top of insert*	16"	12"

The maximum depth at this height is 9". See additional mantel clearance configurations in the installation manual.

In order to continually provide the highest quality product available, features/options, specifications & dimensions are subject to change. Refer to the unit installation manual for complete installation instructions. Installation must conform with local building codes. **In some regions it may be possible that this appliance qualifies for an energy rebate. See your local dealer for details regarding promotions and qualifications.**

Manufactured by Hussong Mfg. Co., Inc.
204 Industrial Park Drive, Lakefield, MN 56150
Phone 1-800-253-4904 www.kozyheat.com

8-16



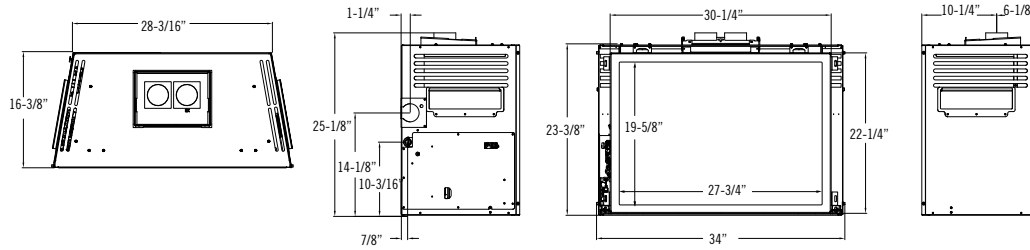
Product Line:



For complete information on the Kozy Heat product line, please contact us at:

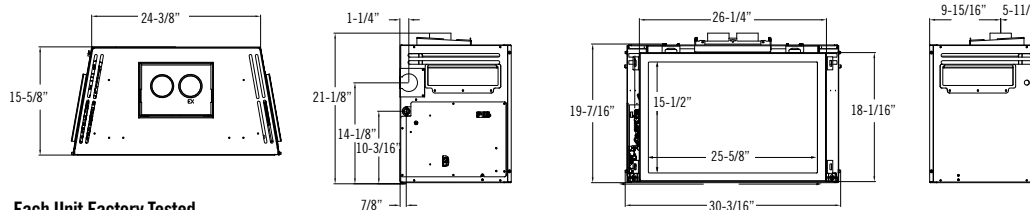
Jordan 34S

TOP LEFT SIDE FRONT RIGHT SIDE



Jordan 30S

TOP LEFT SIDE FRONT RIGHT SIDE



Each Unit Factory Tested

Shroud Dimensions

*Shroud is Required for Installation

Jordan 30S

25" x 38"
27-1/2" x 42"
30" x 44"

*Custom sizes available where applicable

Jordan 34S

27" x 40"
30" x 42"
33" x 46"

*Custom sizes available where applicable

Refer to the installation manuals for complete installation & venting requirements.

See additional mantel clearance configurations in the installation manual.

Existing Fireplace Requirements

Jordan 34S

Existing Fireplace Opening must be at least:

- Height: 24-1/2"
- Front Width: 34"
- Back Width: 28-3/16"
- Depth: 16-3/8"

Existing Chimney:

Inside Diameter:

- Factory built solid fuel chimney: 7" min.
- Masonry chimney: 6" x 8" min.
- Minimum chimney height: 10'
- Maximum chimney height: 50'

Jordan 30S

Existing Fireplace Opening must be at least:

- Height: 20-1/2"
- Front Width: 30-5/16"
- Back Width: 24-5/16"
- Depth: 16"

Existing Chimney:

Inside Diameter:

- Factory built solid fuel chimney: 7" min.
- Masonry chimney: 6" x 8" min.
- Minimum chimney height: 10'
- Maximum chimney height: 50'

Vent System Approval & Requirements

These models are approved for use with the following Vent Systems only:

- Kozy Heat™ - #816-CL Co-linear Vent System
- Simpson Dura-Vent™ - 46DVA-VCH
- Selkirk™ - 4DT-VC
- American Metals™ - 4DVC
- ICC™ - TMT-IVT TM-SVT
- Security™ - 3PDVCV
- RLH™ - HS-C33U99
- HS-C33F1313 HS-CD3333-1313
- Metal Fab™ - 4DVT

Vertical Termination ONLY

Minimum vent run: 10'

Maximum vent run: 50'