




Fires of Tradition

A COLLECTION OF FINE FIREPLACES

Hearth and Home

The central heart of every home has been given to the hearth. It anchors a space for family, friends and laughter. It creates a place of intimacy and privacy. This significant and deserving position demands that extra attention be given to the design and detail of its furnishings, that they properly reflect the importance of its focus within the architecture of your home. Fires of Tradition has created a range of mantels, surroundings and hearths that frame the fire itself, while lending the style and elegance that permit it to become the focal point of your home. There is simply no place more welcoming than your own fireplace.



beauty
and warmth
and comfort

Quality Materials and Design

Through our enthusiastic use of stone, wood and iron, we have created a range of products that compliment the respected line of Valor gas fires. These uncompromising fireboxes are recognized for their flame beauty and heat efficiency, while offering a variety of installation options that permit their placement in almost any room of your home. We have paid special attention to maintaining a scale and proportion in our mantel designs that are ideal for most rooms.



Our wood mantels are available stained in antique mahogany and aged oak, or can also be ordered in a primed white finish for a painted look.

We also offer a couple of stone options. Called Jurastone, these mantels are crafted from natural slab marble that is then finished with a textured, durable coating. Jurastone mantels are available in parchment or fawn.

We also manufacture one cast iron and one white Carrara marble mantel.



antique mahogany



aged oak



jurastone parchment



jurastone fawn

The photo to the left shows the terms we use in describing the five basic parts of our fireplaces. Fires of Tradition supply mantels, backplates and hearths that are coordinated to fit and dress a front face and firebox supplied by Valor Gas Fires.

In this example we have shown an antique mahogany 'Riversdale' mantel with a cast iron 'Sheffield' backplate and a shaped black granite hearth. These three elements have been combined with the Valor cast iron 'President' front face and a '530' firebox.



mantel
front face
backplate
firebox
hearth



shown with polished Windsor front face and shaped granite

THE Perth

Many of our mantel designs incorporate authentic details and elements that were found in original antiques. We came across our Perth mantel in a salvage yard south of London, England. In recreating this casting we have rescued another classic design from extinction.





shown with Bolero front face,
arched Hamilton backplate
and shaped granite hearth



cast iron
has a quality
and strength of
character all its own



THE Barrington



With the Barrington design, we wanted simpler lines that echoed some of the Federal design elements that were found in early American homes. This mantel's slightly larger scale works with any heritage decor.


shown with Windsor front face
and shaped granite hearth





shown with Fenderfire front face, wood slips and shaped granite hearth

Because all of our mantels keep to a 36" x 36" interior opening, they can be installed in all cases when used in conjunction with the 530 President or the 534 Horizon firebox and the rebate version of the mantel. The depth of the Barrington cabinet permits it to be the only cabinet mantel that can be installed with the Valor Horizon firebox, and the 530 President firebox. The other cabinet mantels can be installed with the 530 President firebox only.



shown with President front face, arched Hamilton backplate and shaped granite hearth

the hearth
becomes a
centrepiece for
family structure

beauty is
in the details

The floral corner blocks and deeply sculpted grape and vine pattern trim the opening of the Kingston mantel. This mantel works particularly well with the Gothic arched Tudor Vine backpanel and matching hearth. A fireplace should offer beauty, warmth and comfort to your home and should be a centre for collecting the family for chats and stories.

THE Kingston



shown with a President front face, fawn jurastone tudor vine backplate and matching shaped hearth



THE Selby

add charm and character to a favourite room

We have added hand carved corbels to a timeless arched mantel design for the Selby . The pleasing wooden arch follows the graceful lines of the polished cast iron Windsor front face. A fireplace can add so much to the look and value of your home and is often regarded as a statement of style.



shown with black Windsor front face and shaped granite hearth

The Niagara is our most complex design. The raised cheek panels and the layered opening of this mantel frame the classic arch of the Windsor front. The curved top shelf with rounded ends provide the perfect location for family treasures or decoration.



THE Niagara



shown with a partial black and polished Windsor front face with a shaped granite hearth

shown with a polished Windsor front face and a shaped granite hearth



THE Riversdale



The Riversdale mantel with its well-defined top shelf and its Victorian corbels helps create a beautiful fireplace that has perfect proportions. Shown here painted, it defines the character of the room and enhances the panelled wainscoting surrounding it.



create a focal point for the elegance of a room



shown with a polished Windsor front face and a shaped granite hearth



Riversdale shown in cabinet style with a President front face, Sheffield backplate and a plain granite hearth



The Riversdale is a time honoured, elegant design that creates a presence in any room. Its definitive, clean lines give the visual dominance over to the classic corbels which flank the frieze, and quickly defines the character of the room.

shown with a President front face, parchment tudor vine backplate and a shaped matching hearth



shown with a Valor Ventana

THE Corvallis

make a style
statement- big,
bold and beautiful

Our largest mantel, the Corvallis moves away from traditional design, and makes a bold statement that is appropriate for larger spaces. This design has translated a simple Provincial French influence that you might see in chateaux and manor houses of the eighteenth century into a very flexible contemporary statement.



Corvallis shown with double door Fenderfire front face and matching Jurastone hearth



the discovery of fire is second only in importance to the discovery of language .



Torrance shown with double door Fenderfire front face and matching Jurastone hearth

THE Torrance

The Torrance mantel has a strength and understated elegance all of its own. This timeless design appeals to both traditional as well as more contemporary settings. This mantel achieves its wonderful balance by means of its spare simplicity, and is tastefully stripped down to its fundamental features.

shown with a President front face,
shaped black granite backplate and
a shaped granite hearth

a focal point
for elegance



THE Cheladon



White marble is at the heart of the stone industry, as most of the monuments and statuary of the world are made of it. Its opalescent colour with grey veining is classic in appearance, and will work in any room. The Cheladon offers a comforting sense of tradition to any home.

shown with a polished Windsor front face, and a shaped matching marble hearth



A fireplace is a psychological element,
as much as a
physical element.



Marble is a completely natural material,
and nature does nothing exactly twice.
Because of this, the colour and veining of
any natural material dictate that no two
pieces will be alike. Consequently, the
hearth's sold with these mantels are not
optional, but rather are included with the
mantel to ensure that it matches.



The benefits of this complex finishing process called 'Jurastone' are numerous, providing many advantages over man made materials, and in some cases, real stone. Jurastone has a strength and visual integrity that lends itself to traditional or contemporary design.



jurastone lends
itself to contemporary
design

The uncluttered contemporary lines of the Solano boldly frame the Valor Horizon fireplace. This combination creates a sleek modern expression that comfortably fits into most current interiors. A mantel offers a perfect opportunity for the architect or interior designer to create a personal statement unique to the room they are designing.

THE Solano



shown with double door Fenderfire front face and matching bevelled Jurastone hearth

THE Octavia

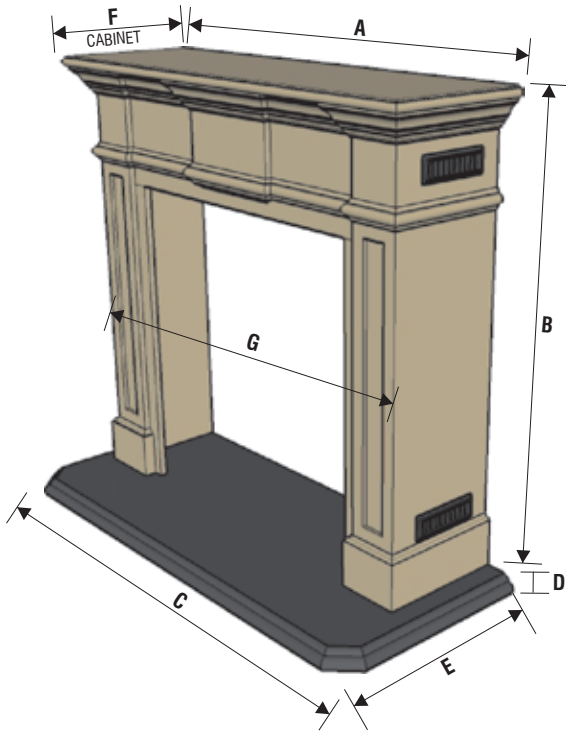
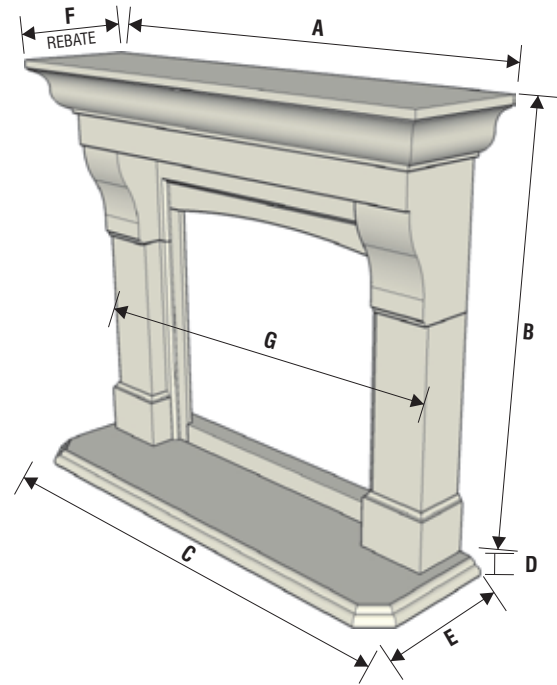
The sleek black granite and the smaller proportions make the Octavia a perfect compliment to smaller, urban spaces. In a condominium loft situation where space is precious a corner application as indicated here maybe the most suitable location for a fireplace.

shown with a polished Bolero front face



Specifications

	CHELADON	CORVALLIS	TORRANCE	OCTAVIA	SOLANO
A	1422mm, 56"	1588mm, 62 1/2"	1533mm, 60 3/8"	1118mm, 44"	1270mm, 50"
B	1228mm, 48 3/8"	1295mm, 51"	1268mm, 49 7/8"	1181mm, 46 1/2"	1143mm, 45"
C	1530mm, 60 1/4"	1594mm, 62 3/4"	1594mm, 62 3/4"	1143mm, 45"	1422mm, 56"
D	56mm, 2 1/8"	50mm, 2"	50mm, 2"	95mm, 3 3/4"	76mm, 3"
E	457mm, 18"	441mm, 17 3/8"	441mm, 17 3/8"	375mm, 14 3/4"	332mm, 13"
F Cabinet	Not available	Not available	Not available	Corner cabinet only	Not available
F Rebate	270mm, 10 5/8"	372mm, 14 3/4"	258mm, 10 1/8"	242mm, 9 1/2"	178mm, 7"
G	1283mm, 50 1/2"	1341mm, 52 3/4"	1309mm, 51 1/2"	1028mm, 40 1/2"	1270mm, 50"



Many of our mantels are offered in a shallower, more common rebate depth, or a deeper cabinet version to ease installation in a wider range of applications. Rebate mantels require framing and drywall. These are generally mandatory where the vent cannot be run out the back wall, but must be run up and out. Cabinet mantels eliminate the extra installation process because of their greater depth, but must be installed on an exterior wall above grade.

It is vital that the firebox be installed in the correct position relative to the floor and wall to ensure that the mantel, backplate and hearth can be fitted properly. This means that the firebox must be installed higher than the finished floor the hearth is to sit on, and ahead of the drywall - depending upon which mantel combinations are being installed. Refer to the installation manual, or go to our website - www.firesoftradition.com - to find the proper position of your firebox, prior to installation of gas lines and venting.

Never forget that these fireplaces are complex heating appliances that must be treated with care, and installed with caution. We believe that it is essential that our products be installed by a qualified dealer.

	PERTH	BARRINGTON	KINGSTON	NIAGARA	RIVERSDALE	SELBY
A	1520mm, 60"	1467mm, 57 3/4"	1435mm, 56 1/2"	1460mm, 57 1/2"	1500mm, 59"	1430mm, 56 1/4"
B	1230mm, 48 1/2"	1295mm, 51"	1220mm, 48"	1238mm, 48 3/4"	1212mm, 47 3/4"	1220mm, 48"
C plain	1371mm, 54"	1371mm, 54"	1371mm, 54"	1371mm, 54"	1371mm, 54"	1371mm, 54"
shaped	1435mm, 56 1/2"	1435mm, 56 1/2"	1435mm, 56 1/2"	1435mm, 56 1/2"	1435mm, 56 1/2"	1435mm, 56 1/2"
D plain	50mm, 2"	50mm, 2"	50mm, 2"	50mm, 2"	50mm, 2"	50mm, 2"
shaped	38mm, 1 1/2"	38mm, 1 1/2"	38mm, 1 1/2"	38mm, 1 1/2"	38mm, 1 1/2"	38mm, 1 1/2"
E plain	407mm, 16"	407mm, 16"	407mm, 16"	407mm, 16"	407mm, 16"	407mm, 16"
shaped	438mm, 17 1/4"	438mm, 17 1/4"	438mm, 17 1/4"	438mm, 17 1/4"	438mm, 17 1/4"	438mm, 17 1/4"
F Cabinet	Not available	540mm, 21 1/4"	463mm, 18 1/4"	543mm, 21 3/8"	527mm, 20 3/4"	555mm, 21 7/8"
F Rebate	273mm, 10 3/4"	190mm, 7 1/2"	197mm, 7 3/4"	235mm, 9 1/4"	255mm, 10"	267mm, 10 1/2"
G	1314mm, 51 3/4"	1363mm, 53 3/8"	1295mm, 51"	1309mm, 51 1/2"	1320mm, 52"	1283mm, 50 1/2"



Fires of Tradition

137 Nelson Street,
Brantford, Ontario,
Canada. N3S 4B5

info@firesoftradition.com • www.firesoftradition.com • 1-800-325-7988