




Woodstoves



DoctorFlue.com

C o n t e n t s

experience the spirit of Jøtul



- 4 Jøtul F 602 CB
- 6 Jøtul F 100 Nordic QT
- 8 Jøtul F 3 CB
- 10 Jøtul F 400 Castine
- 12 Jøtul F 118 CB Black Bear
- 14 Jøtul F 500 Oslo
- 16 Jøtul F 500 Oslo CF
- 18 Jøtul F 50 TL Rangeley
- 20 Jøtul F 55 Carrabassett
- 22 Jøtul F 600 Firelight CB
- 24 Jøtul F 370
- 26 Technical Specifications
- 29 Zone Heating Map
- 30 Benefits of burning wood
- 31 General Information

Jøtul F 602 CB

Non-Catalytic Woodstove

Eva Horton, the pioneering importer of Jøtul stoves in North America, shared the warmth of this stove with her neighbors in Maine in the early 1970's. Her early efforts led to Jøtul earning a dominant position in the cast iron hearth industry that it still enjoys today. The Jøtul F 602 CB "Little Giant" is the very definition of "classic" and occupies half of our Heritage line of woodstoves. This is the world's most popular woodstove – over 1,000,000 of these fine stoves have been produced, making it one of Jøtul's most popular woodstoves worldwide. For a stove this size, it will far surpass your heating expectations. Popular options include: fresh air kit, stove top thermometer, stove gloves, screen for open door fire viewing and rear heat shield.

Options

Rear heatshield

Screen for open door fire viewing
(shown at right)

Stove top thermometer

Stove gloves

Fresh air kit



Classic Matte Black Paint



Features

Limited Lifetime Warranty on baffle and combustion system(p.31)

Furniture quality cast iron construction

One easy air control lever operates the entire stove

Durable cast iron firebox

Air washed glass provides a clear view of flames

Perfect for cabin heating!

Alcove approved for both the US and Canada

Detailed lattice door and decorative side panel motif

Standard bottom heatshield

Rear or top exit flue collar with adapter
Incorporates Jøtul's non-catalytic clean burn technology

Fully functional cookplate




Jøtul F 602 CB

*Jøtul F 602 CB
shown here in Classic
Matte Black Paint*

Jøtul F 100 Nordic QT

Non-Catalytic Woodstove

Why mess with success? Based on its gas stove cousin, the Jøtul GF 100 DV II Nordic QT, we now bring you the Jøtul F 100 Nordic QT. With its handsome decorative pattern based on the traditional Norwegian sweater, this small stove is the perfect space heater for cottages, camps & smaller living areas. This powerful stove continues our tradition of non-catalytic clean-burn wood burning design and innovation with the Jøtul Simplex™ clean burn technology that optimizes fire viewing area, fuel loading convenience and combustion efficiency. Popular options include: fresh air kit, leg leveler kit, and long leg kit.



Jøtul Double "Heat Cleats™"

Options

Flue collar heatshield
(used with double wall connector pipe)

Long leg kit (Increases height by 2 1/4")

Leg leveler kit

Stove top thermometer

Stove gloves

Fresh air kit



Classic Matte Black Paint



Features

Limited Lifetime Warranty on baffle and combustion system(p.31)

Largest fire viewing area for any cast iron woodstove this size

Manufactured with built-in rear & bottom heatshields, which provide excellent clearances when using double wall chimney connector

Durable cast iron firebox

Alcove approved for US and Canada

Rear or top vent

Full view air washed glass provides a clear view of flames

Decorative burn plates

Proven spring-loaded door latch system recognized as industry's finest
Easy-to-remove baffle for chimney cleaning

Jøtul Double "Heat Cleats™" - increase cast iron surface area for better heating efficiency (see photo)



Jøtul F 100 Nordic QT

Jøtul F 100 Nordic QT shown here in
Classic Matte Black Paint

Jøtul F 3 CB

Non-Catalytic Woodstove

This is our signature small/medium woodstove now with an enhanced fire view. The Jøtul F 3 CB is the world's best value for your heating dollar and remains the best selling small/medium cast iron woodstove in North America. Selling up to 20,000 stoves worldwide each year, the Jøtul F 3 CB has an impeccable track record for durability - as do all of our stoves. Along with our other woodstoves, Jøtul has developed and manufactured the first complete line of non-catalytic woodstoves with open door fire viewing. Popular options include: fresh air kit, short leg kit for fireplace installations, leg leveler kit, screen for open door fire viewing and a choice of two enamel colors in addition to our Classic Matte Black Paint.

Options

Short leg kit for fireplace installations (reduces height by 2 1/4")

Screen for open door fire viewing (shown at right)

Leg leveler kit

Fresh air kit

Stove Gloves

Stove top thermometer

Choice of three colors



Classic Matte Black Paint



Blue/Black Porcelain Enamel



Brown Majolica Porcelain Enamel



Features

Limited Lifetime Warranty on baffle and combustion system(p.31)

Manufactured with built-in rear & bottom heatshields, which provide excellent clearances when using double wall chimney connector

Durable cast iron firebox

Easy-access, integrated, oversized ash pan for easy cleanup

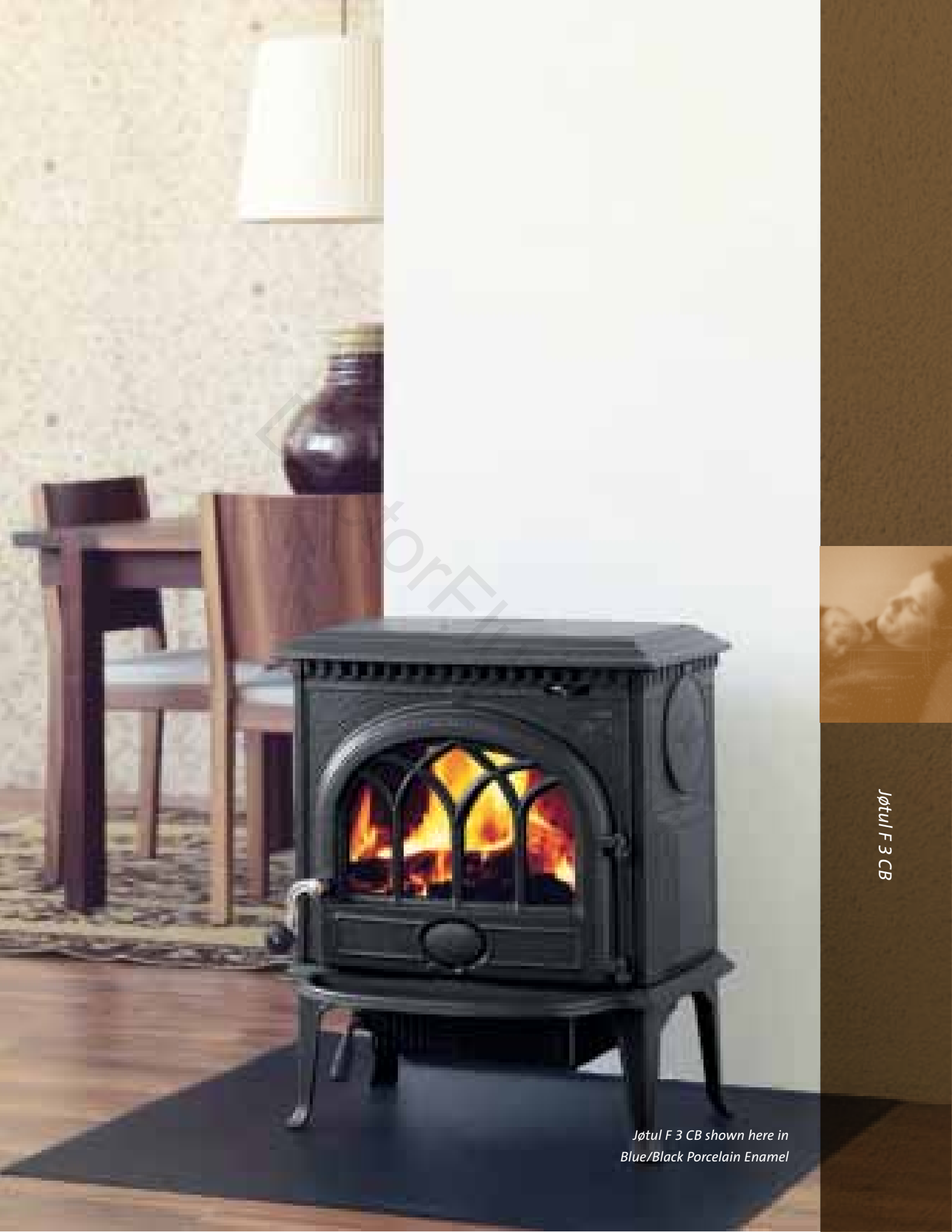
Alcove approved for the US & Canada

Incorporates Jøtul's non-catalytic clean burn technology

Ability to rear vent, top vent, or side vent

Air washed glass provides a clear view of flames

Proven spring-loaded door latch system recognized as industry's finest



Jøtul F 3 CB

*Jøtul F 3 CB shown here in
Blue/Black Porcelain Enamel*

Jøtul F 400 Castine

Non-Catalytic Woodstove

Jøtul's medium-sized single door, non-catalytic woodstove just got better, with enhanced fire-viewing and air wash performance. Featuring meticulous craftsmanship and practical design, the Jøtul F 400 Castine will provide a warm, wonderful centerpiece for your hearth and home. Created by the award-winning team of Red House Design and our in-house design engineers, this stove has a unique nautical theme that highlights the tradition of seacoast living, a lifestyle shared by residents of Maine and Norway. We have added versatility so anyone can find a place in the home for this treasure. Popular options include: screen for open door fire viewing, leg leveler kit, short leg kit for installation into an existing fireplace, mobile home approved leg bracket kit, outside air adapter, rear heat shield, and a choice of three enamel colors or Classic Matte Black Paint.

Options

Screen for open door fire viewing
(shown at right)

Short leg kit for fireplace installations
(reduces height by 2 1/4")

Floor bracket kit

Rear heatshield

Outside air kit

Stove gloves

Stove top thermometer

Leg leveler kit

Choice of four colors



Classic Matte Black Paint



Blue/Black Porcelain Enamel



Ivory Porcelain Enamel



Brown Majolica Porcelain Enamel



Features

Limited Lifetime Warranty on baffle and combustion system(p.31)

Easy access bottom ash pan

Standard bottom heatshield

One easy air control lever operates the entire stove

Incorporates Jøtul's non-catalytic clean burn technology with open door fire viewing

New and improved air-washed glass provides a clear view of flames

Excellent clearances when using heatshields and double wall chimney connector

Mobile home approved

Reversible 6" flue collar

Furniture quality cast iron construction

Proven spring-loaded door latch system recognized as the industry's finest



Jøtul F 400 Castine

Jøtul F 400 Castine shown here in Ivory Porcelain Enamel

Jøtul F 118 CB Black Bear

Non-Catalytic Woodstove

One of Jøtul's most popular and most imitated wood stove is back! Winner of the 2005 Vesta Design & Technology award, the Jøtul F 118 CB Black Bear combines the simple elegance and utility of the original Jøtul 118, with modern solid fuel combustion technology. Incorporating Jøtul's new Crossflow™ non-catalytic secondary combustion system and our legendary front-to-back "cigar burn," this stove is the pinnacle of clean burn efficiency and maximum burn time.

Holding strong to its Norwegian roots, the Jøtul F 118 CB Black Bear still features the decorative front plate that translates as follows: "I built me a flame late one night. When day is done, God will my flame never die." Options include a screen for open door fire viewing, fresh air kit, and rear and side heat shields.

Options

Screen for open door fire viewing
(shown at right)

Side heatshield

Rear heatshield

Stove gloves

Stove top thermometer

Fresh air kit



Classic Matte Black Paint



Features

Limited Lifetime Warranty on baffle and combustion system(p.31)

Revolutionary Jøtul CrossFlow™ non-catalytic secondary combustion system assures minimum emissions and high efficiency

Legendary Front-to-Back "cigar burn" promotes maximum burn time with a minimum of ash build up

Finely-sculpted cast iron construction

Jøtul FlashFire™ air control system provides additional heat output instantly

Standard bottom heatshield

Air washed glass provides the golden ambiance of a clear view of flames

Multi-directional (rear, top, or side) flue exit capability

Jøtul 2-Stage Heat Exchange System (among the industry's largest)

Fully functional polished cookplate



DoctorFlue.com

Jøtul F 118 CB Black Bear

*Jøtul F 118 CB Black Bear shown here
in Classic Matte Black Paint*

Jøtul F 500 Oslo

Non-Catalytic Woodstove

Choosing a large woodstove? This is one of our most popular models and a true performer. The Jøtul F 500 Oslo woodstove features both front and left side-loading convenience to go with its legendary non-catalytic clean burn combustion efficiency. With its signature Gothic arch design and large fire viewing area, the Jøtul F 500 Oslo is the best selling large non-catalytic cast iron woodstove in North America. Popular options include: screen for open door fire viewing, leg leveler kit, short leg kit for fireplace installations, mobile home approved leg bracket kit, outside air adapter, rear heat shields, blower kit and a choice of four enamel colors or Classic Matte Black Paint.



Jøtul F 500 optional cookplate

Options

Blower fan kit (120 cfm)

*Screen for open door fire viewing
(shown at right)*

*Short leg kit for fireplace installations
(reduces height by 2 1/4")*

Floor bracket kit

Rear heatshield

Stove gloves

Stove top thermometer

Outside air kit

Leg leveler kit

Choice of five colors



Classic Matte Black Paint



Blue/Black Porcelain Enamel



Ivory Porcelain Enamel



Brown Majolica Porcelain Enamel



Green Majolica Porcelain Enamel



Features

Limited Lifetime Warranty on baffle and combustion system(p.31)

Front and side ashlips

Air washed glass provides a clear view of flames

Front and left side-loading door – the industry's largest (left door is 10 1/2" x 10")

Proven spring-loaded door latch system recognized as the industry's finest

Standard bottom heatshield

Incorporates Jøtul's non-catalytic clean burn technology plus open door fire viewing - an industry pioneer!

Reversible 6" flue outlet

Large enough to be used as a primary heat source

Mobile home approved

Excellent clearances when using heatshields and double wall chimney connector



*Jøtul F 500 Oslo shown here in
Green Majolica Porcelain Enamel*

Jøtul F 500 Oslo

Jøtul F 500 Oslo CF

Non-Catalytic Woodstove

Showcasing all the features and benefits of our traditional Jøtul F 500 Oslo, the new Jøtul F 500 Oslo CF now offers an unobstructed view of the fire as well.

The Jøtul F 500 Oslo CF woodstove features both front and left side-loading convenience to go with its legendary non-catalytic clean burn combustion efficiency.

Popular options include: screen for open door fire viewing, leg leveler kit, short leg kit for fireplace installations, mobile home approved leg bracket kit, outside air adapter, rear heat shields, and blower kit .



Jøtul F 500 optional cookplate

Options

Blower fan kit (120 cfm)

*Screen for open door fire viewing
(shown at right)*

*Short leg kit for fireplace installations
(reduces height by 2 1/4")*

Floor bracket kit

Rear heatshield

Stove gloves

Stove top thermometer

Outside air kit

Leg leveler kit



Classic Matte Black Paint



Features

Limited Lifetime Warranty on baffle and combustion system(p.31)

Front and side ashlips

Air washed glass provides a clear view of flames

Front and left side-loading door – the industry's largest
(left door is 10 1/2" x 10")

Proven spring-loaded door latch system recognized as the industry's finest

Standard bottom heatshield

Incorporates Jøtul's non-catalytic clean burn technology plus open door fire viewing - an industry pioneer!

Reversible 6" flue outlet

Large enough to be used as a primary heat source

Mobile home approved

Excellent clearances when using heatshields and double wall chimney connector



DoctorFlu

Jøtul F 500 Oslo CF

*Jøtul F 500 Oslo CF shown here in
Classic Matte Black Paint*

Jøtul F 50 TL Rangeley

Non-Catalytic Woodstove

Leading the way in clean combustion technology Jøtul now offers the convenience of top-loading in a non-catalytic wood stove. Utilizing Jøtul's patent pending rotating baffle, the Jøtul F 50 TL Rangeley, can be easily loaded from the top with the turn of a handle. For those looking for long overnight burn times, the Jøtul F 50 TL Rangeley also has a convenient front-load option that allows for our legendary front-to-back "cigar burn".

Boasting an overall 84% energy efficiency and EPA certified low 2.84 gram/hr emission rate, the Jøtul F 50 TL Rangeley is the perfect heater for those cold winter months. Popular options include the WinterGrill™, convection blower, stove top thermometer, screen for open-door fire viewing, and outside air kit. Also, because of the nature of the top-load operation, two long stove gloves are provided with the stove.



Jøtul WinterGrill™ - Kit includes stainless steel basket, grill brush, and stove top thermometer.

Options

WinterGrill™ kit

Screen for open door fire viewing

Stove top thermometer

Blower fan kit (120 cfm)

Outside air kit



Classic Matte Black Paint



Features

Limited Lifetime Warranty on baffle and combustion system(p.31)

Easy top-load and front load convenience

Standard long stove gloves

Flue size 6" (top or rear)

Air-washed glass provides a clear view of flames

Large enough to be used as a primary heat source

Alcove approved for both the US and Canada

Standard bottom and rear heatshield

Leg Levelers

Incorporates Jøtul's non-catalytic clean burn technology

Fully functional cookplate



Jøtul F 50 TL Rangeley

*Jøtul F 50 TL Rangeley
shown here in Classic
Matte Black Paint*

Jøtul F 55 Carrabassett

Non-Catalytic Woodstove

If you are looking for a whole house heater, look no further. The Jøtul F 55 Carrabassett is large enough to be used as a primary heat source and commands over 10 hours of burn time. The bigger brother to the popular Jøtul F 50 TL Rangeley, the Jøtul F 55 Carrabassett combines cast iron and steel construction with Jøtul's patented clean burn technology.

Providing both convection and radiant heat, compact hearth protection, and low clearance to combustibles allows for a variety of easy installations. Whether used to heat your camp or entire home, the Jøtul F 55 Carrabassett's ease of use and low maintenance will turn a novice into an expert wood burner in no time. Popular options include screen for open door fire viewing, blower fan kit, and stove gloves.

Options

Screen for open door fire viewing

Blower fan kit (120 cfm)

Stove top thermometer

Outside air kit

Stove gloves



Classic Matte Black Paint



Features

Limited Lifetime Warranty on baffle and combustion system(p.31)

Unobstructed fire view

Large enough to be used as a primary heat source

Flue size 6" (top or rear)

Convection/radiant heat

Air washed glass provides a clear view of flames

Standard bottom and rear heatshield

Leg Levelers

Incorporates Jøtul's non-catalytic clean burn technology

Low clearance to combustibles



Jøtul F 55 Carrabassett

*Jøtul F 55 Carrabassett
shown here in Classic
Matte Black Paint*

Jøtul F 600 Firelight CB

Non-Catalytic Woodstove

This extra large woodstove has long been one of our signature stoves defining our design prowess. The Jøtul F 600 Firelight CB woodstove is now even more user friendly with the addition of our patented spring-loaded side door latch system. Durably built and superbly crafted, the Jøtul F 600 Firelight CB offers both front and right side-loading convenience in a classic design inspired by colonial American furniture. This is a complete home heating system with unparalleled design. The Jøtul F 600 Firelight CB is the largest non-catalytic cast iron woodstove in the world. Popular options include: screen for open door fire viewing, outside air adapter, rear heat shield, leg leveler kit, blower kit and a choice of three enamel colors or Classic Matte Black Paint.

Options

- Blower fan kit (120 cfm)*
- Screen for open door fire viewing*
- Floor bracket kit*
- Rear heatshield*
- Outside air kit*
- Leg leveler kit*
- Stove top thermometer*
- Stove gloves*
- Choice of four colors*



- Classic Matte Black Paint* 
- Blue/Black Porcelain Enamel* 
- Ivory Porcelain Enamel* 
- Blue Majolica Porcelain Enamel* 
- Brown Majolica Porcelain Enamel* 

Features

- Limited Lifetime Warranty on baffle and combustion system(p.31)
- Front and side ashlips
- Graceful double doors with open door fire viewing – an industry pioneer!
- Air-washed “clear view” glass provides a spectacular flame picture
- Large firebox for extended burn time and enables it to be used as a primary heat source
- Front and right side-loading door - one of the industry’s largest (10" x 9 1/2")
- One air control lever operates entire stove
- Standard bottom heatshield
- Furniture quality cast iron construction
- Reversible 6” flue outlet
- Mobile home approved
- Proven Jøtul spring-loaded side door latch recognized as the industry’s finest
- Excellent clearances when using heatshields and double wall chimney connector



Jøtul F 600 Firelight CB

*Jøtul F 600 Firelight CB shown here in
Blue/Black Porcelain Enamel with optional firescreen*



Approved for use with
100% compressed wood
bricks

Jøtul F 370

Non-Catalytic Woodstove

The newest addition to our woodstove line, the Jøtul F 370 showcases innovative features and modern design details. Featuring the industry's first convex triangular cast iron construction and a unique glass panel design, the Jøtul F 370's elegant three-sided fireview will be the focal point of any room.

The Jøtul F 370 Concept has received a number of prestigious design awards such as the German "Red Dot Design Award: Best of the Best", the Norwegian "Award for Design Excellence" and the US Vesta Award.

Options

Stove top thermometer

Stove gloves



Classic Matte Black Paint



Features

Limited Lifetime Warranty on baffle and combustion system(p.31)

Three panel glass design provides an elegant three-sided view of flames

Standard stove glove

Air-washed "clear view" glass provides a spectacular flame picture

Skamol firebox liner

Standard draw down flue adaptor

One air control lever operates entire stove

Standard ash pan

Approved for compressed wood bricks

Top and rear 6" flue outlet

Excellent clearances when using wall shields and double wall chimney connector



Jøtul F 370

*Jøtul F 370 shown
here in Classic
Matte Black Paint*



Model	Jøtul F 602 CB		Jøtul F 100 Nordic QT		Jøtul F 370		Jøtul F 3 CB	
Combustion Technology	Non-Catalytic Clean Burn		Non-Catalytic Clean Burn		Non-Catalytic Clean Burn		Non-Catalytic Clean Burn	
Construction	Cast Iron		Cast Iron		Cast Iron		Cast Iron	
Height	25 1/4"		22 1/2"		45 1/2"		28"	
Width	12 5/8"		20 3/4"		17 1/2"		22 7/8"	
Depth**	21 1/4"		17 1/2"		18 5/8"		19"	
Weight	160 lbs.		215 lbs.		344 lbs.		265 lbs.	
Flue Size	6" (w/standard adapter)		6"		6"		6"	
Firebox Size	.82 ft ³		.85 ft ³		1.25 ft ³		1.17 ft ³	
Minimum Hearth Dimensions	28 1/2" W x 43 1/2" D		37" W x 38" D		29 1/2" W x 33 1/4" D		39" W x 39" D	
Height to Top of Flue								
Top	26 1/2"		24"		45"		28"	
Rear	24 3/4"		21 3/4"		43 1/2"		25 1/2"	
Rear w/ opt. short legs	n/a		n/a		n/a		23 1/4"	
Log Length	up to 16"		up to 16"		up to 12"		up to 18"	
Maximum Heat Output ¹	28,000 BTU/hr		35,000 BTU/hr		35,000 BTU/hr		42,000 BTU/hr	
Heating Capacity ²	up to 800 sq. ft.		up to 1,000 sq. ft.		up to 1,000 sq. ft.		up to 1,300 sq. ft.	
Overall Efficiency ³	Over 75% efficient		Over 75% efficient		Over 75% efficient		Over 75% efficient	
Emissions	3.4 grams/hr		3.0 grams/hr		2.6 grams/hr		3.78 grams/hr	
Burn Time	up to 5 hours		up to 6 hours		up to 5 hours		up to 7 hours	
Clearance-Top Vent	US	CAN	US	CAN	US	CAN	US	CAN
Rear	13.5"	460mm	11"	457mm	12"	305mm	25"	635mm
Side	21"	535mm	15"	380mm	22"	560mm	24"	610mm
Corner	13"	330mm	10"	255mm	16"	406mm	18"	460mm

Clearances with Jøtul Rear Heatshield and Double Wall Insulated Chimney Connector

Rear	9"	230mm	8"	205mm	6"	152mm*	10"	255mm*
Side	24"	610mm	17"	430mm	22"	560mm*	18"	460mm*
Corner	9"	230mm	10"	255mm	16"	406mm*	14"	355mm*

¹ Maximum Heat Output based on kg of dry wood burned per hour.

² Heating Capacity and Maximum Burn Time will vary depending on design of home, climate, elevation, wood type and operation.

³ The woodstoves listed above have at least a 75% thermal efficiency rating as measured using a lower heating value and comply with IRS tax guidelines for a consumer tax credit

* Based on top exit only.

** Depth is overall depth with ashlip and smoke outlet included.

*** Including side heatshield



Model	Jøtul F 400 Castine	Jøtul F 118 CB Black Bear	Jøtul F 500 Oslo
Combustion Technology	Non-Catalytic Clean Burn	Non-Catalytic Clean Burn	Non-Catalytic Clean Burn
Construction	Cast Iron	Cast Iron	Cast Iron
Height	28 1/2"	30 1/2"	28 1/2"
Width	25 3/4"	14"	28 1/4"
Depth**	23 1/4"	31 1/2"	27 1/4"
Weight	375 lbs.	340 lbs.	445 lbs.
Flue Size	6"	6" (w/standard adapter)	6"
Firebox Size	1.77 ft ³	1.47 ft ³	2.54 ft ³
Minimum Hearth Dimensions	42" W x 44" D	30 1/2" W x 55" D	54 1/2" W x 50 1/2" D
Height to Top of Flue			
Top	29 1/2"	32"	28 1/2"
Rear	28 1/2"	30"	28 1/4"
Rear w/ opt. short legs	26 1/4"	n/a	26"
Log Length	up to 20"	up to 24"	up to 24"
Maximum Heat Output ¹	55,000 BTU/hr	60,000 BTU/hr	70,000 BTU/hr
Heating Capacity ²	up to 1,600 sq. ft.	up to 1,800 sq. ft.	up to 2,000 sq. ft.
Overall Efficiency ³	Over 84% efficient	Over 84% efficient	Over 75% efficient
Emissions	3.77 grams/hr	3.43 grams/hr	3.2 grams/hr
Burn Time	up to 8 hours	up to 9 hours	up to 9 hours
Clearance-Top Vent	US CAN	US CAN	US CAN
Rear	25" 635mm	9" 229mm	18" 460mm
Side	19" 485mm	35" 899mm	14" 355mm
Corner	18" 460mm	26" 660mm	13" 330mm

Clearances with Jøtul Rear Heatshield and Double Wall Insulated Chimney Connector

Rear	7"	180mm	3"	76mm	6"	150mm
Side	15"	380mm	18"	460mm	14"	355mm
Corner	11"	280mm	12"	305mm	9"	230mm

All Matte Black painted wood stoves come with Matte Black door handles.

*US only



Model	Jøtul F 600 Firelight CB		Jøtul F 50 TL Rangeley		Jøtul F 55 TL Carrabassett	
Combustion Technology	Non-Catalytic Clean Burn		Non-Catalytic Clean Burn		Non-Catalytic Clean Burn	
Construction	Cast Iron		Steel & Cast Iron		Steel & Cast Iron	
Height	31"		30 5/8"		30 5/8"	
Width	29"		27 1/4"		27 1/4"	
Depth**	26 1/2"		27 5/8"		27 5/8"	
Weight	465 lbs.		569 lbs.		475 lbs.	
Flue Size	6"		6"		6"	
Firebox Size	2.97 ft ³		2.67 ft ³		2.95 ft ³	
Minimum Hearth Dimensions	55" W x 50" D		33 W x 40 3/4" D*		33 W x 40 3/4"*	
Height to Top of Flue						
Top	31 1/2"		30 5/8"		30 5/8"	
Rear	30 1/2"		30"		30"	
Rear w/ opt. short legs	n/a		n/a		n/a	
Log Length	up to 24"		up to 20"		up to 18" front to back	
Maximum Heat Output ¹	81,500 BTU/hr		83,000 BTU/hr		83,000 BTU/hr	
Heating Capacity ²	up to 2,500 sq. ft.		up to 2,000 sq.ft		up to 2,500 sq.ft	
Overall Efficiency ³	Over 75% efficient		Over 75% efficient		Over 75% efficient	
Emissions	4.1 grams/hr		2.84 grams/hr		3.50 grams/hr	
Burn Time	up to 10+ hours		up to 8+ hours		up to 10+ hours	
Clearance-Top Vent	US	CAN	US	CAN	US	CAN
Rear	19"	485mm	18"	355mm	18"	355mm
Side	13"	330mm	14"	460mm	14"	460mm
Corner	13"	330mm	12"	305mm	12"	305mm

Clearances with Jøtul Rear Heatshield and Double Wall Insulated Chimney Connector

Rear	8"	205mm	5"	127mm	5"	127mm
Side	13"	330mm	14"	355mm	14"	355mm
Corner	9"	230mm	12"	305mm	12"	305mm

¹ Maximum Heat Output based on kg of dry wood burned per hour.

² Heating Capacity and Maximum Burn Time will vary depending on design of home, climate, elevation, wood type and operation.

³ The woodstoves listed above have at least a 75% thermal efficiency rating as measured using a lower heating value and comply with IRS tax guidelines for a consumer tax credit

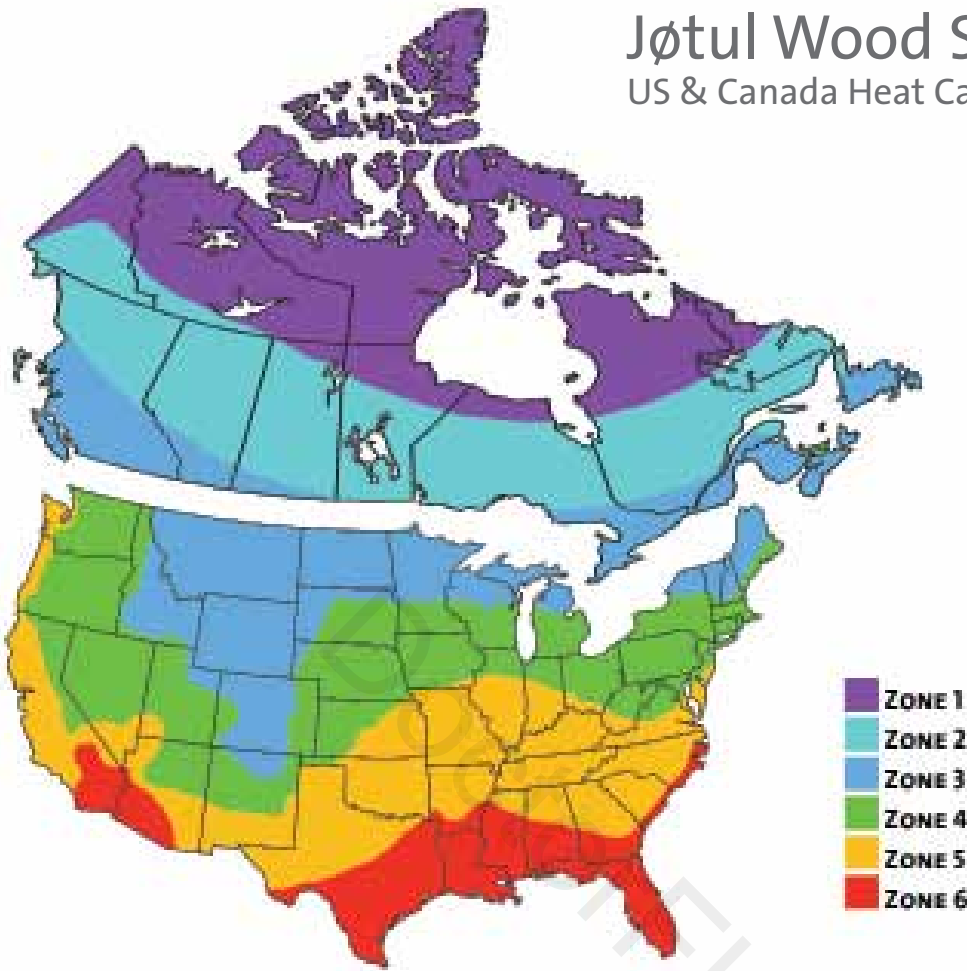
* Based on top exit only.

** Depth is overall depth with ashlip and smoke outlet included.

*** Including side heatshield

Jøtul Wood Stoves

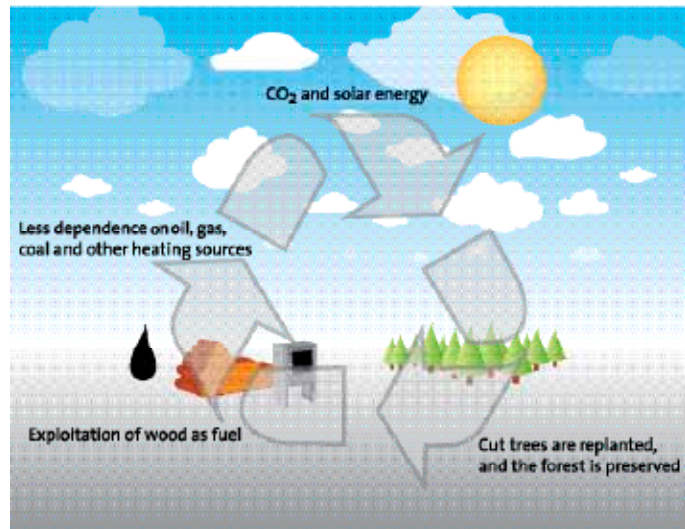
US & Canada Heat Capacity by Zone



Wood Stove Model	Min Output (BTU/Hr)	Zone 1 (sq. ft.)	Zone 2 (sq. ft.)	Zone 3 (sq. ft.)	Zone 4 (sq. ft.)	Zone 5 (sq. ft.)	Zone 6 (sq. ft.)
Jøtul F 602 CB	28,000	400	500	600	800	900	1000
Jøtul F 100 QT	35,000	400	500	600	800	900	1000
Jøtul F 3 CB	42,000	600	800	1000	1200	1300	1500
Jøtul F 400 Castine	55,000	900	1100	1300	1500	1700	1800
Jøtul F 118 Black Bear	60,000	1100	1300	1500	1700	1900	2000
Jøtul F 500 Oslo	70,000	1400	1600	1800	2000	2200	2300
Jøtul F 50 TL Rangeley	83,000	1700	1900	2100	2300	2500	2600
Jøtul F 55 Carrabassett	83,000	1700	1900	2100	2300	2500	2600
Jøtul F 600 Firelight	81,500	1600	1800	2000	2200	2400	2500
Jøtul F 370	35,000	400	500	600	800	900	1000

This heating capacity zone chart is to be used as a guideline only. Square footage measurements may differ due to climate, building construction, location of stove and draft. BTU's vary depending on fuel type.

Benefits of burning wood



Burning the right wood

Many factors play a part when it comes to the overall quality of the wood you burn. All wood, regardless of the species, has about the same energy content per pound. The different species vary only in density. The more dense a species of wood is, the greater the heat value or BTU's created per cord. Hard wood (oak, maple) will burn longer and produce more heat than softer woods (pine, birch). Ultimately it is more important to have wood that is cut, split, stacked and dried properly than it is to get the hardest wood available. Seasoning or drying your wood prior to burning is a key ingredient to a high efficiency, low emissions fire. Depending on the species, wood should be cut, split and allowed to dry under cover for six months to two years.

Clean Burn Technology

Volatile gases are released from wood as it burns. Fifty percent of wood's heat value is contained in these gases and, if not completely burned, they contribute to air pollution. By burning well seasoned wood, and utilizing Jøtul's clean burn technology, you greatly reduce smoke emissions while increasing your stove's efficiency.

General Information

Limited Lifetime Warranty

Lifetime Coverage:

Parts only Limited Lifetime coverage is extended to the baffles due to defects in materials and workmanship.

Parts only Limited Lifetime coverage is extended to air manifolds against warping due to defects in materials or workmanship.

Full 5 Year Coverage:

Jøtul North America, Inc will replace any part of the stove found to be defective due to defects in materials and workmanship. Some exclusions apply.

Full 1 Year Coverage:

Jøtul North America, Inc will replace any electrical component found to be defective due to defects in materials or workmanship (blowers, switches, etc).

Installation

Specifications and dimensions published in this brochure are intended to be used as guidelines for comparison only. Always consult the owner's manual in planning any installation. Specifications and dimensions are subject to change without notice. Contact local building or fire officials regarding restrictions and installation inspection requirements in your area. BTU ratings are to be used as a guideline only, and do not imply a guarantee of the heating capacity of the unit.

Photographs

Some settings for the photographs are for aesthetic purposes only and may not comply with installation requirements. Materials, specifications, accessories, colors, and models are subject to change without notice.

Ask your authorized Jøtul Group Dealer about our full line of cast iron wood and gas stoves, inserts and fireplaces.



DoctorFlue.com

A Jøtul Group Company

Jøtul North America
55 Hutcherson Drive
Gorham, Maine 04038

www.jotul.us

Find us on



Woodstoves



Printed in U.S.A.
August 2012