



 **realfyre**

PREMIUM GAS LOG SETS

Vented Collection





In the chill of the season, family and friends gather around the comfort of the fireplace, making your home aglow with life. There's nothing like savoring a steaming cup of coffee or a robust glass of wine in front of a hearth fire, with beautiful Real Fyre gas logs.

Experience the vented collection from Real Fyre and enjoy the splendor and warmth of a wood fire while dramatically reducing air pollutants. By burning Real Fyre Gas Logs instead of wood, you become a friend to the environment by preserving precious forest resources for generations to come.

Available in more than 40 authentic styles, every Real Fyre gas log set is handcrafted and hand painted to create the most realistic log set ever manufactured---from its active natural flames down to its glowing bed of lifelike embers. Companion accessories such as remote controls, pine cones, acorns, additional branches and many other items further enhance the beauty and practicality of your hearth. Real Fyre has been warming homes, providing comfort, convenience and enjoyment for over 60 years. Experience Real-Fyre and ...

... Experience What's Real



Real Fyre Gas Logs are accepted by national and local building codes and authorities, and are available with one or more of the following listings or certifications: CSA, RADCO, OMNI, ICC

Proud members of Hearth, Patio and Barbecue Association (HPBA), National Propane Gas Association (NPGA), and National Fireplace Institute (NFI) Advocate.





“THERE IS NO PLACE MORE DELIGHTFUL-
THAN ONE’S OWN FIREPLACE”

-MARCUS TULLIUS CICERO

Like an artist who can bring the beauty of nature to life, Real-Fyre artisans work from real wood samples to meticulously recreate the intricate bark detail and natural coloration of deeply charred wood. The burned-thru centers of the resulting log sets—from the Charred American Oak to the Charred Majestic Oak—reveal the brilliance and fiery heart of a robust, long-burning fire.

Experience the Charred Series from Real-Fyre and experience what's become the acknowledged pinnacle of realistic log sets.

Charred Majestic Oak (CHMJ)

Sizes: 24" - 42"





Charred American Oak (CHAO)

Sizes: 18" - 30"



Charred Oak (CHD)

Sizes: 16" - 30"



Pioneer Oak (PN)

Sizes: 24" - 36"



Charred Rugged Split Oak (CHRSO)

Sizes: 18" - 30"



Charred Cedar (CHCR)

Sizes: 18" - 30"



Charred Split Oak (CHS)

Sizes: 18" - 36"



Charred Forest Oak (CHF)

Sizes: 18" - 30"



Charred Northern Oak (CHN)

Sizes: 18" - 30"



Charred Red Oak (CHRED)

Sizes: 18" - 30"



Burnt Rustic Oak (HCHR)

Sizes: 16" - 30"



Burnt Split Oak (HCHS)

Sizes: 18" - 30"



Burnt Heritage Oak (CHH)

Sizes: 18" - 30"





Noble Oak (NO)

Sizes: 18"- 30"



Charred Royal English Oak (CHB)

Sizes: 18"- 42"




These hand painted originals, modeled from real wood samples, add a touch of elegance to your home. The quality and design of the Real-Fyre Designer Series capture the realism, texture and subtle nuance of nature's handiwork.

Experience the Designer Series from Real-Fyre and experience what's worth remembering.

Split Oak Designer Plus (SDP)

Sizes: 18" - 36"





American Oak (AO) Sizes: 18"- 30"



Ripped Split Oak (HS) Sizes: 18"- 30"



Ripped Split Oak Designer Plus (HSDP) Sizes: 18"- 36"



Woodstack (WS) Sizes: 18"- 30"



Red Oak (RED) Sizes: 18"- 30"



Rustic Oak Designer (HRD) Sizes: 16"- 42"



Rugged Split Oak (RRSO)

Sizes: 18" - 30"



Royal English Oak (BD)

Sizes: 18" - 42"



Split Oak (S)

Sizes: 18" - 30"



White Birch (W)

Sizes: 18" - 30"



Western Campfire (WCF)

Sizes: 18" - 30"



Forest Oak (FO)

Sizes: 18" - 30"





Cedar (CR)

Sizes: 18" - 30"



Woodland Oak (WO)

Sizes: 18" - 30"



Golden Oak Designer Plus (RDP)

Sizes: 12" - 60"



Coal Grate (V)

Sizes: 18" - 30"



"YOU ARE A KING BY YOUR OWN FIRESIDE, AS MUCH AS ANY MONARCH IN HIS THRONE."
- MIGUEL DE CERVANTES SAAVEDRA

Since originating the gas log set some 60 years ago, Real-Fyre has grown to offer the broadest selection of log sets to enhance the home, and the most innovative technologies to safeguard the environment. Through it all, the Classic Series has withstood the test of time with traditional favorites, like Golden Oak, which will always be in style.

Experience the Classic Series from Real-Fyre and experience what's new again.

Golden Oak (R)

Sizes: 12" - 42"





Rugged Oak (RRO)

Sizes: 18" - 30"



Rustic Oak (HR)

Sizes: 16" - 42"



Royal English Oak (B)

Sizes: 18" - 42"



Post Oak (PO)

Sizes: 18" - 30"



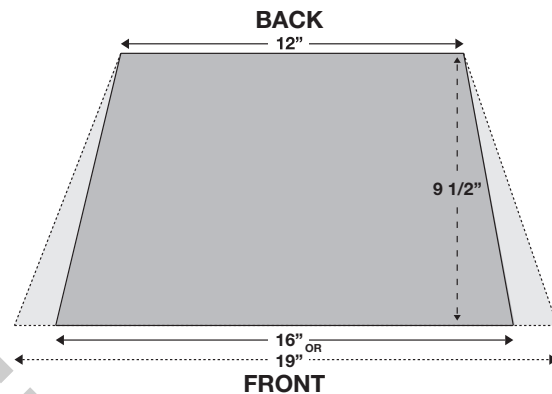
Coastal Driftwood (CDR)

Sizes: 18" - 36"



For those more intimate gatherings around a smaller hearth, we offer the Small Sets Series. Ideal for smaller wood-burning fireplaces or where reduced gas usage is desirable. These carefully crafted log sets are anything but small when it comes to the real warmth and rich ambience they will bring into your home.

Experience the Small Sets Series from Real-Fyre. Only 9 1/2" deep, and 12" rear width, these sets provide a large radiant flame with just 39,000 btu's




Charred Oak (CHD)

Sizes: 16"- 19"

CHD 19" Pictured





Golden Oak Designer Plus (RDP)

Sizes: 12"- 19"



Golden Oak (R)

Sizes: 12"- 19"



Rustic Oak Designer (HRD)

Size: 16"



Rustic Oak (HR)

Size: 16"



Burnt Rustic Oak (HCHR)

Sizes: 16"



Unique in their design and purpose, the specialty sets are crafted to meet the needs of specific fireplace types. Now, whatever the experience you hope to spark, Real-Fyre can make it a reality.

Experience a Specialty Set from Real-Fyre and experience what's special.

Charred Oak See-Thru (CHD)

Sizes: 18"- 30"



SEE-THRU SETS

See-thru sets are designed for fireplaces that are dual-sided.

Sets Available:	CHD-2	Charred Oak (Shown)
	CHRRSO-2	Charred Rugged Split Oak
	CHAO-2	Charred American Oak
	CHB-2	Charred Royal English Oak
	RDP-2	Golden Oak Designer Plus
	AO-2	American Oak
	SDP-2	Split Oak Designer Plus
	RRSO-2	Rugged Split Oak
	R-2	Golden Oak

G4-2-24
(SHOWN WITH OPTIONAL SPK 26)



G45-2-24
(SHOWN WITHOUT VALVE)



GF SERIES

This set is specifically made to allow closed glass doors when the log set is operating. With hidden controls, this unique burner system is equipped with a heat sensor that shuts down the burner when overheating occurs.

Sets Available: CHFRGF Charred Frontier Oak
CHASGF Charred Aged Split (Shown)



GF-24-11



Charred Aged Split (CHASGF)

Sizes: 16"-30"

EPIC SERIES

The Mammoth Pine set is Real-Fyre's largest set available. Originally designed with commercial locations (hotels and lodges) in mind, this set also makes a gorgeous addition to larger residential fireplaces. Also available for see-thru fireplaces.



EC-60-10






Mammoth Pine (MPEC)

Sizes: 24"- 60"



Sometimes the experience calls for something different, which is why we developed our Contemporary Alternatives Series. Using glass, stone and geo-shape options that add a dramatic flare to even the most modern setting. We have created a contemporary look for any contemporary fireplace. Fyre Glass is available in 15 different colors to match any decor or style.






** ADD 10 FOR 10 LBS. BAG OR 40 FOR 40 LBS. CONTAINER
(for instance GL-10-F or GL-40-F)




Glass Fyre Gems are a unique and modern addition to any contemporary fireplace or outdoor fire feature. With 15 custom colors, Fyre Gems create a sparkling, shimmering reflective hearth. Each Fyre Gem shimmers with a myriad of colors when burning. Available in 12 solid colors, and 3 delicately ribboned shades. Select single or multiple colors to enhance your hearth or outdoor fire feature.



Black Pearl

GLG-**-J




Coral Reef

GLG-**-R



Sapphire

GLG-**-S



Emerald

GLG-**-E




Glacier

GLG-**-C



Deep Amber

GLG-**-A



** ADD 10 FOR 10 LB. BAG OR 40 FOR 40 LB. CONTAINER
(for instance GLG-10-J or GLG-40-J)

Assorted River Rocks

STN-10

with Sapphire Fyre Glass



Assorted River Rocks, STN-10

MIRRORED
FYREBACKS

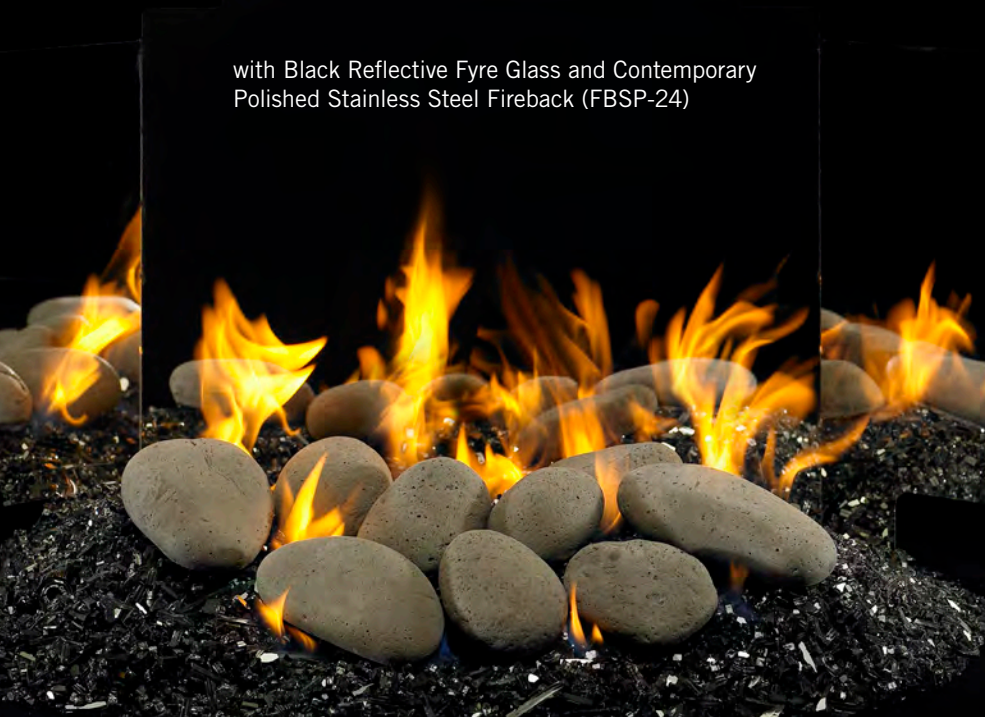


Traditional Polished Stainless Steel Fireback, FBSP-**

Slate River Rocks

STN-10S



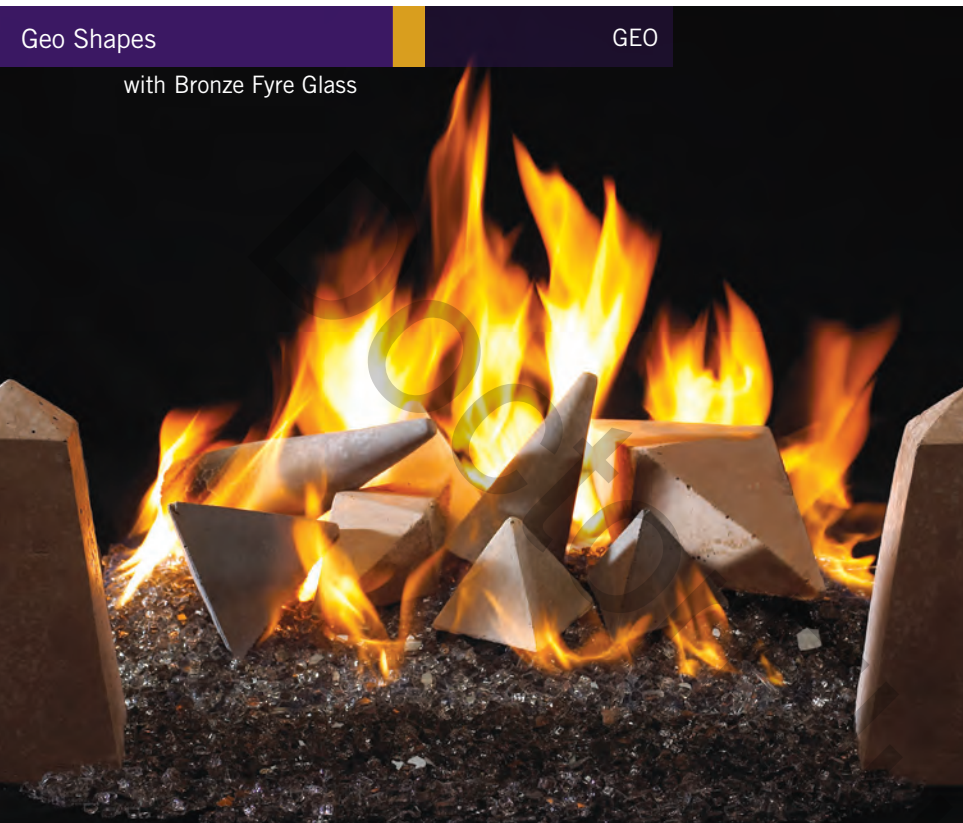
with Black Reflective Fyre Glass and Contemporary
Polished Stainless Steel Fireback (FBSP-24)



Contemporary Polished Stainless Steel Fireback, FBSP-**

** Available in 18", 24", and 30" sizes

Stainless Steel Firebacks also available in satin finish (FBS and FBC series)



TETRAS (GEO-TS-4)



CONES (GEO-SS-4)



OBELISKS (GEO-OT-2)



*SPHERES (GEO-SS-4)



*PYRAMIDS (GEO-P1-4)



*GEO DOMES (GEO-H1-4)



*DIAMONDS (GEO-DT-4)

When selecting desired shapes, choose from three available colors: Terracotta, Ivory, and Slate

*Add "-2" for quantity two(2) in box
 *Add "-4" for quantity four(4) in box



**GLOWING EMBER BURNER SYSTEMS
(G4 & GX4)***

With dancing flames and a glowing ember bed, the G4 & GX4 are compatible with most Real-Fyre Log Styles and controls. The GX4 features a heavy-duty grate. RGA-72 Certified for Natural and Propane gas. Burners for see-thru, peninsula and island fireplaces are also available.



**TRIPLE T BURNER SYSTEMS
(G45 & GX45)***

This specialized burner system accentuates the front flame and embers of the log set and is compatible with most Real-Fyre log styles and controls. The G45 & GX45 systems are RGA-72 certified (GX45 includes a heavy-duty grate). ANSI standard certified systems, with controls pre-assembled at the factory, are available, as well as burner systems for see-thru, peninsula and island fireplaces. For Natural or Propane gas. Stainless steel G45 burner also available.



PAN BURNER SYSTEMS (P & PB)*

With Unique burner design for Real-Fyre Gas Logs (P Series) or Contemporary Alternatives Options (PB Series), these burner systems allow flames to erupt over the entire pan. Ideal also for see-thru, peninsula or island fireplaces. Available for Natural or Propane gas.

*Burners shown with optional control system.



ADVANCED GLOWING EMBER BURNER SYSTEMS (G46)*

This patented system features hidden installed controls, piezo ignition and lively flames and embers with less BTUs (fuel consumption). ANSI Standard Certified for Natural or Propane gas. Compatible with most Real-Fyre Log styles.



GLASS AND GEMS BURNER (G45-GL)

The G45-GL burner creates an enchanting flame picture when used with Fyre-Gems and Fyre-Glass. Use sand or vermiculite as the base and save on the amount of glass or gems required. Elevated platform provides the maximum effect of the reflective nature of these products and spread the flame for ultimate beauty and warmth.



STAINLESS STEEL TRIPLE T BURNER SYSTEMS (G45--SS)**

This specialized burner system accentuates the front flame and embers of the log set and is compatible with most Real-Fyre log styles and controls. ANSI standard certified systems, with controls pre-assembled at the factory, are available. For Natural or Propane gas. Optional stainless steel grate is available.

BURNER SYSTEM	AVAILABLE SIZE										
	12"	16"	18"	19"	20"	24"	30"	36"	42"	48"	60"
G4	•	•	•	•	•	•	•	•	•	•	•
G4 SEE-THRU (see page 14)	•	•	•	•	•	•	•	•	•	•	•
G4 STAINLESS STEEL			•		•	•					
G45		•	•	•	•	•	•	•	•	•	•
G45 STAINLESS STEEL		•	•	•	•	•	•	•	•	•	•
G45 SEE-THRU (see page 14)		•	•	•	•	•	•	•	•	•	•
G45 WITH ASSEMBLED VALVE**		•	•	•	•	•	•	•			
G45 SEE-THRU WITH ASSEMBLED VALVE**			•		•	•	•				
G46**			•		•	•	•				
EC** (see page 15)						•	•	•		•	•
EC SEE-THRU**						•	•	•		•	•
P/PB		•	•		•	•	•	•	•		
GF** (see page 15)		•	•		•	•	•				

** Listed burners for certain geographical areas include assembled valve. See your dealer if these burners are required for your area.

VRs REMOTE SYSTEMS

(VR-1A) Standard Remote Flame Height Control
(VR-2A) Remote Flame Height Control,



RRs REMOTE SYSTEMS

(RR-1A) Standard remote "On/Off" Control
(RR-2A) Remote "On/Off" Control,



REMOTE SYSTEM	COMPATIBLE VALVES				
	EPK-1	APK-10	APK-11	APK-15	APK-17
RR-1A	•	•	•		
VR-1A				•	•
RR-2A	•	•	•		
VR-2A				•	•




SPK-26
Low profile system. Manual valve control. Heat shield included.



SPK-20
Manual knob control safety pilot kit.



APK-11
Automatic remote lighting safety pilot system. Operated by on/off switch and/or remote control. Heat shield included. RR-1A included.



EPK-1
Automatic remote pilot lighting system. Features flame sensing pilot activation and no standing pilot. Remote control or manual option. RR-1A included.



APK-17
Low profile valve system that maximizes flame presentation and allows adjustment of flame height with remote control. VR-1A included.



APK-15
Allows adjustment of flame height and heat output with a remote control. Decorative wood chunk and heat shield included. VR-1A included.



EPK-1M-AD
Electronic, non-standing pilot system designed to be installed outside the firebox.



APK-10
Electronic, non-standing pilot system designed to be installed outside the firebox. RR-1A included.

BURNER / VALVE COMPATIBILITY CHART

CONTROL MODEL	BURNER SIZE		
	G4 & G45 STANDARD	G45-2 SEE-THRU	G4-2 SEE-THRU
SPK-20	12"-60"	18"-30"	12"-60"
SPK-20P	12"-60"	18"-30"	12"-60"
SPK-26	12"-60"	18"-30"	12"-60"
SPK-26P	12"-60"	18"-30"	12"-60"
APK-10	12"-60"	18"-30"	12"-60"
APK-10P	12"-60"	18"-30"	12"-60"
APK-11	12"-30"	18"	12"-16"
APK-11P	12"-60"	18"-30"	12"-30"
APK-15	12"-30"	18"-30"	12"-16"
APK-15P	12"-60"	18"-30"	12"-30"
APK-17	12"-36"	18"-30"	12"-18"
APK-17P	12"-60"	18"-30"	12"-60"
EPK-1	12"-30"	18"-30"	12"-16"
EPK-1P	12"-60"	18"-30"	12"-30"



Create a cozy and elegant environment in your home with Real-Fyre Gas Logs. To further enhance your hearth, select from an assortment of additional branches, wood chunks, acorns and pine cones.



PC-4 PINE CONES



AC-6 ACORNS



WOODCHIPS:
WCH-6 CHARRED
WC-6 DESIGNER



PCW-4 WILDERNESS PINE CONES



DP-2 DECOR PACK



DP-7 DECOR PACK
FEATURING BRYTE COALS



WCRD-1 WOODCHIP RING



WCEC-1 DESIGNER VALVE COVER



CHC-01 CHARRED SERIES CHUNK



BR-17 17" OAK BRANCH



SS-BONUS SPLIT LOGS



BR-2 9" OAK BRANCHES



BDC-4 FOUR CHARRED BRANCHES



SD-BONUS DESIGNER LOGS



CHEC-1 CHARRED VALVE COVER



WCDC-1 WOOD CHUNK DECOR COVER
Hides remote receiver or crackler.



PCDC-1 PINE CONE DECOR COVER
Hides remote receiver or crackler.



GL-1 GLOWING EMBER ADHESIVE



EM-1 EMBERS



LF-10 & LFC-10
LAVA GRANULES & COALS



LOG LIGHTERS
LG-1 Rigid Single Gas log lighter. LL-1 Gasaver Single Gas log lighter. LC-1 14" Cast Iron log lighter.




FF-04 FENDER (18", 24", 30")



CC-1 CRACKLER
Replicates the sounds of a wood burning fire.

REAL-FYRE VENTED GAS LOG SETS LIMITED WARRANTY HIGHLIGHTS

ALL PETERSON VENTED CERAMIC REFRACTORY GAS LOGS ARE WARRANTED FOR AS LONG AS YOU OWN THEM (LIFETIME). ALL PETERSON VENTED BURNERS ARE WARRANTED FOR TEN (10) YEARS. SPK-26 CONTROLS ARE COVERED BY A THREE (3) YEAR "ALL PARTS" WARRANTY. ALL PETERSON VALVES, PILOTS AND CONTROLS ARE COVERED BY A ONE (1) YEAR LIMITED WARRANTY (EXCLUDING BATTERIES).



14724 PROCTOR AVE. CITY OF INDUSTRY, CA 91746

RH PETERSON  CO.

WWW.RHPETERSON.COM

CRAFTED WITH PRIDE  IN THE USA

L-A1-01810