

THE LEDGE FROM VALOR

Balancing seamless design with crisp profiles, the Ledge features a beautiful collection of three complementary finishes. Available in black, brushed nickel and artisan patina, the Ledge is our latest addition to the highly successful Portrait Series gas fireplace family.

With minimal impact on actual floor space, the Ledge is ideal for kitchens, dens, lofts and other small spaces. Unobtrusive in style, the Ledge evokes quiet confidence with a perfect execution of contemporary design.



1.



2.



3.



- 1. 530IRN/P with 569LFN Ledge Brushed Nickel Front
- 2. 530ILN/P with 569LFB Ledge Black Front
- 3. 530ILN/P with 569LFP Ledge Patina Front and optional 570FPB Finishing Plate - Black

530I Portrait Rock Engine with 569LFP Ledge Patina Front and optional 570FPB Finishing Plate - Black

VALORSTAT PLUS REMOTE CONTROL STANDARD FEATURE



The **ValorStat Plus** Remote Control gives you the power to select, adjust and program the desired temperature that you want. Timer and Thermostat modes help save energy and lower your overall home heating costs.

Pilot On Demand: The ValorStat Plus also has the ability to turn your pilot light **ON** and **OFF** from the handheld remote for years of additional energy savings.

SPREAD THE WARMTH EFFICIENT HEAT DISTRIBUTION

By heating with a Valor, you effectively warm the most frequented space in your home.

This concept is called zone heating, a proven method for cutting home fuel consumption.

Turn down your furnace and save in comfort.

PATINA ARTISAN FINISH

Individually hand finished, each Patina Ledge Front undergoes a series of hand applied artisan treatments. The end result - a unique finish that is like no other, reflecting the ever changing light and ambiance of your room.

VALOR WALL SWITCH KIT STANDARD FEATURE (Installation Optional)



Light the pilot, then simply adjust the flame to your desired comfort level - all from one standard size switch. Fireplace control has never been so easy!

The wall switch works in conjunction with the ValorStat Plus handheld remote.

POWER OUT, VALOR ON

In the winter time a power failure can chill your home fast. Valor Radiant Gas Fireplaces are fully functional heaters that don't require electricity (AC) for steady, efficient operation.

Our fireplaces provide the perfect mixture of radiant and convective heat eliminating the need for a noisy, inefficient fan.

To learn more please visit www.valorfireplaces.com.

Valor PORTRAIT SERIES LEDGE FRONT

Please refer to the complete 530I Portrait product manual before installation - www.valorfireplaces.com

LEDGE FRONT - PORTRAIT FIREPLACE COMPONENTS

ENGINE	Model	Description
530ILN	Portrait Log Set Engine - Direct Vent - NG	
530ILP	Portrait Log Set Engine - Direct Vent - LPG	
530IRN	Portrait Rock Effect Engine - Direct Vent - NG	
530IRP	Portrait Rock Effect Engine - Direct Vent - LPG	
FRONTS	569LFP	Ledge Front - Patina (27-3/8" h X 30" w)
569LFN	Ledge Front - Brushed Nickel (27-3/8" h X 30" w)	
569LFB	Ledge Front - Black (27-3/8" h X 30" w)	
570FPB	Ledge Finishing Plate - Black (36-1/2" h X 31-1/8" w) - <i>OPTIONAL</i>	
ACCESSORIES	551DVK	Direct Vent Kit - Valor Sidewall vent terminal
554LPK	Conversion Kit - NG to LPG	
555CFK	Circulating Fan Kit - variable speed, thermally activated	
556CLA	Co-linear Adapter - converts co-axial vent to two 3" vent liners (insert application)	
567FGP	Firebox Grille Panel - Roof Panel - <i>Standard with Ledge Front</i>	
568RSK	Rock Set Conversion Kit (includes brick liner)	
559CLT	Co-linear Terminal - chimney liner termination cap (for use with 556CLA)	
559SFK	Sqaure Flashing Kit for 559CLT (for masonry applications)	
817VAK	Vent Adapter - Black, Simpson Dura-Vent	
835TG	Outdoor Terminal Guard	
1265WSK	Wall Switch Kit - <i>Standard with Ledge Front</i>	
GV60PAK	GV60 Power Adapter Kit	

MODEL/FUEL

Model	Fuel	Max. Input BTU/hr	Min. Input BTU/hr	Fuel Bed Options (Log or Rock)	Fan Option	EnerGuide Rating** (FE)	AFUE++	Max. Output** (w/out fan) BTU/hr
530ILN 530IRN	NG	20,500	6,500	Log Set Rock Effect	Yes	69%	69.9%	15,250
530ILP 530IRP	LPG	19,000	12,500	Log Set Rock Effect	Yes	68.3%	69.7%	14,160

** EnerGuide Ratings and Outputs have been determined without a fan/blower, using the CSA P4.1-02 test method.

++ A.F.U.E. (Annual Fuel Use Efficiency) tested as per 10CFR - 430.23

Certified to ANSI Z21.88 / CSA 2.33 Vented Gas Fireplace Heater Standard | CAN 1-2. 17 Gas Fired Appliances For Use at High Altitude

CONSUMER AWARENESS - Engineered to provide radiant heat for your home, fireplace surfaces (in particular the glass window) will get hot during operation. Objects should be kept a safe distance away from the fireplace at all times. Never allow children to touch the glass. Adult supervision is required. We recommend using a safety screen if you have children in the home. For additional hearth safety information visit - www.valorfireplaces.com/safety (&) www.hpba.org.

ABOUT OUR EFFICIENCY RATINGS - All Valor product literature is published using recognized Canadian and US government test methods for determining energy efficiency performance. This ensures our products will perform in your home as rated. Beware of misleading "steady state" efficiency claims made by manufacturers using their own "in-house" test methods. Examples include alterations to venting and installation restrictions which in turn produce false ratings. For more information please visit our website at www.valorfireplaces.com.

REVERSIBLE INTERIOR BRICK LINERS

TRADITIONAL RED BRICK



BLACK FLUTED LINER



FIREBED OPTIONS

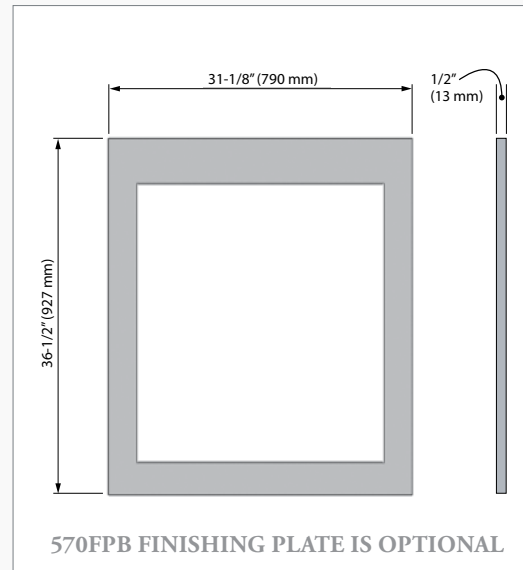
TRADITIONAL LOG



ROCK EFFECT

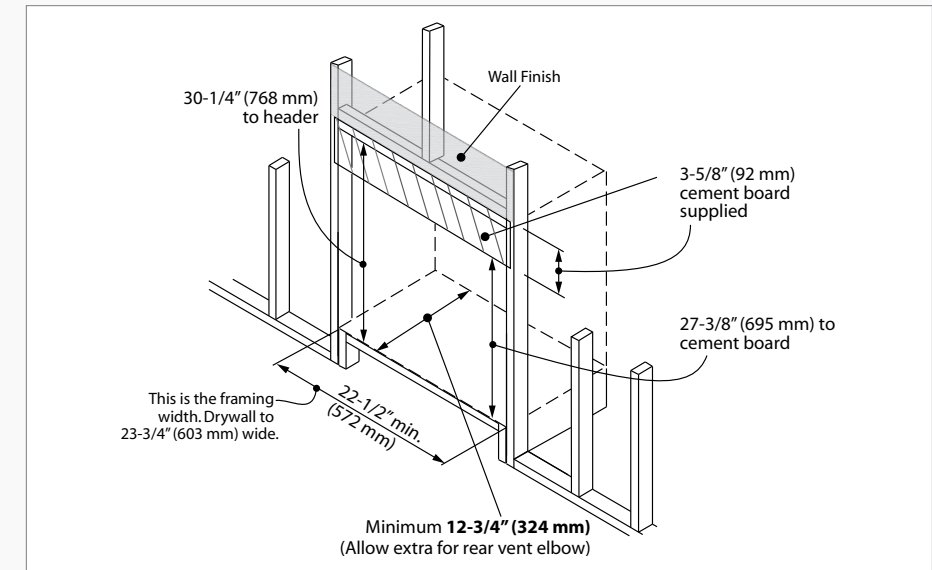


570FPB FINISHING PLATE

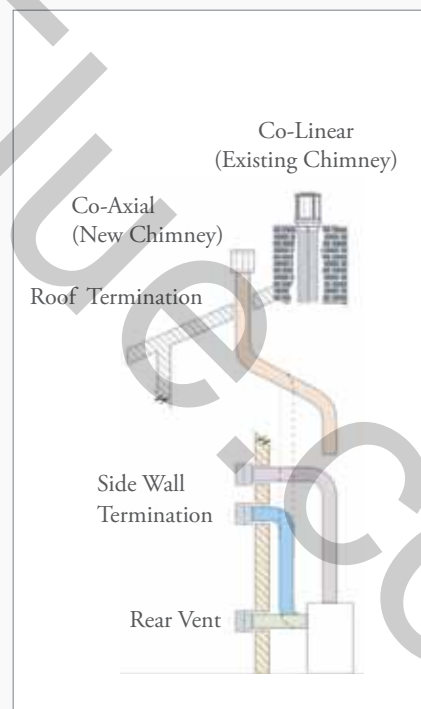


570FPB FINISHING PLATE IS OPTIONAL

LEDGE FRAMING DIMENSIONS


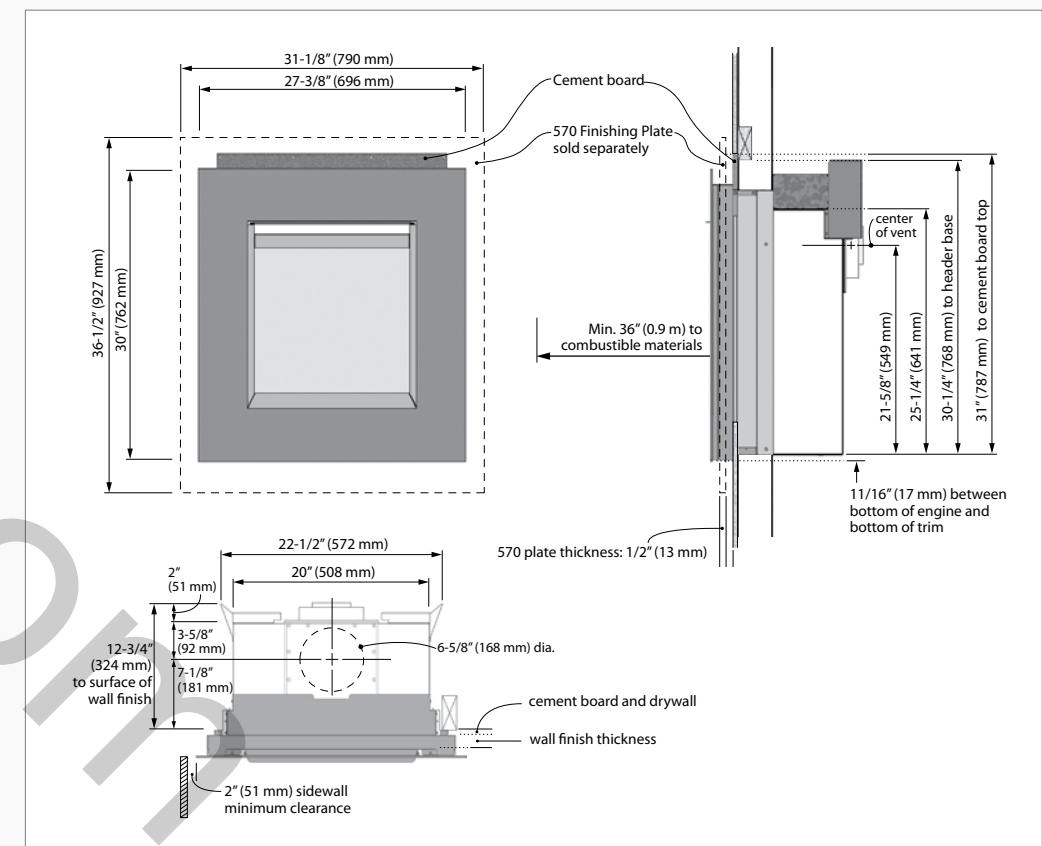


VENTING OPTIONS



PLEASE NOTE: The maximum vertical vent run on a Valor Portrait engine is 40 feet in total.

PRODUCT DIMENSIONS



All product information is accurate at time of printing and is subject to change. Note: Printed images may vary from actual product.



Designed and manufactured by:



Copyright Miles Industries Ltd. 2010

Proudly Made in North America
Canadian / American Version

Printed on recycled paper 

530I Portrait Rock Engine with 569LFN Ledge Brushed Nickel Front